

Fittings and Connectors

DESCRIPTION	PART#	NOTE
1/2" Hose 3/8" Male Pipe	2634	Slotted Head
3/4" Hose 3/8" Male Pipe	2632	Hex Base
3/4" Hose 1/2" Male Pipe	2605	Hex Base (short)
3/4" Hose 1/2" Male Pipe	2615	Hex Base (long)
3/4" Hose 3/4" Hose	2661	90° elbow
3/4" Hose 3/4" Press-In	2626	2 1/2" Length
5/8" Hose 3/8" Male Pipe	2604	Hex Base
5/8" Hose 3/8" Male Pipe	2614	Hex Base
5/8" Hose 3/8" Male Pipe	2617	1 3/4" Length; Slotted
5/8" Hose 3/8" Male Pipe	2628	90° elbow; Restrict Flow
5/8" Hose 1/4" Male Pipe	2618	Hex Base
5/8" Hose 1/2" Male Pipe	2603	Hex Base Short
5/8" Hose 1/2" Male Pipe	2613	w/Slotted Head
5/8" Hose 1/2" Male Pipe	2616	Hex Base Long
5/8" Hose 1/2" Male Pipe	2631	90° elbow; Hex Base
5/8" Hose 1/2" Male Pipe	2633	45° elbow
5/8" Hose 1/2" NPT	2653	Connector Straight
5/8" Hose 1/2" NPT	2657	90° elbow; 5/8" Hose
5/8" Hose #8 O'Ring	2659	3/4" -16 Thrd Conn Str
5/8" Hose #8 O'Ring	2662	3/4-16 Thrd. 90° elbow
5/8" Hose 3/4" Hose	2655	3/4" Hose - Step up
5/8" Hose 3/4" Hose	2656	90° elbow - Step up
5/8" Hose 3/4" NPT	2654	Connector Straight
5/8" Hose 3/4" NPT	2658	90° elbow- Hose End
5/8" Hose 3/4" Press-In	2625	1 3/4" Length
5/8" Hose 3/4" Press-In	2627	2 1/2" Length
5/8" Hose 5/8" Hose	2650	Connector Straight
5/8" Hose 5/8" Hose	2651	Connector Straight
5/8" Hose 5/8" Hose	2652	Connector 90° elbow
5/8" Hose 5/8" Hose	2660	90° elbow Fitting
1" Hose 1/2" Male Pipe	2630	Short Hex Fitting
1" Hose 3/4" Male Pipe	2612	Hex Base Fitting

Fitting Tee's and Splicers

DESCRIPTION	PART#	NOTE
1/2" Hose 1/2" Hose	2609	Splicer
3/4" Hose 5/8" Hose	2622	Splicer
5/8" Hose 1/2" Hose	2621	Splicer
5/8" Hose 5/8" Hose	2610	Splicer
5/8" Hose 5/8" Hose	2636	1/4" Branch Tee
5/8" Hose 5/8" Hose	2637	1/2" Branch Tee
5/8" Hose 5/8" Hose	2635	3/8" Female Pipe Thrd - Tee
5/8" Hose 3/4" Hose	2601	Plastic 3-Way Tee Splicer
3/4" Hose 3/4" Hose	2611	Splicer
3/4" Hose 1" Hose	2623	Splicer
1" Hose 1" Hose	2640	Splicer

Fitting Adapter

DESCRIPTION	PART#	NOTE
3/8" Female Pipe 1/2" Male Pipe	2602	Fitting Adapter

Drain Hose Fittings (see page 387)

DESCRIPTION	PART#	NOTE
1/2" Hose x 1/2" Hose	8530	90° Elbow; Hose Fitting
In-Line Splicer 1/2" Hose	8531	Plastic 3 - Way Tee Splicer
Duck Bill 5/8" Hole Size	8532	Drain Hose Duck Bill
Check Valve 1/2" Hose	8533	Plastic Check Valve

Duct Hose Fittings (see page 387)

DESCRIPTION	PART#	NOTE
2" Hose to 2 1/2" Hose	8550	Step-Up Splicer
2 1/2" Hose to 3" Hose	8551	Step-Up Splicer
2 1/2" Hose	8555	3-Way Tee Splicer
2 1/2" Hose, Pull to shutoff	8557	3-Way Tee Splicer

Heater Hose Fittings



2601
Fits 5/8" and 3/4"
Heater Hose, Plastic



2602
3/8" Female x 1/2" Male
Pipe Fitting Adapter



2603
5/8" Hose x 1/2" Male
Pipe Hex Base (short)



2604
5/8" Hose x 3/8" Male
Pipe Hex Base

HEATER FITTINGS

Heater Hose Fittings (continued)				
	 Heater Hose Splicer 2609 1/2" I. D. 2610 5/8" I. D. 2611 3/4" I. D.			
				 Splicer Fitting (4 PER BOX)
				
				
2605 3/4" Hose x 1/2" Male PipeHex Base (short)	2615 3/4" Hose x 1/2" Male Pipe Hex Base (long)	2625 5/8" Hose x 3/4" Hose Press Fitting 1 3/4" Long	2631 5/8" Hose x 1/2" Male Pipe 90° elbow; Hex Base	2609 1/2" I. D. 2610 5/8" I. D. 2611 3/4" I. D.
2612 1" Hose x 3/4" Male Pipe Hex Base Fitting	2616 5/8" Hose x 1/2" Male Pipe Hex Base (long)	2617 5/8" Hose x 3/8" Male Pipe Slotted Head 1 3/4" Long	2618 5/8" Hose x 1/4" Male Pipe	2614 5/8" Hose x 3/8" Male Pipe Hex Base
2613 5/8" Hose x 1/2" Male Pipe Slotted Head	2626 3/4" Hose x 3/4" Hose Press Fitting 1 3/4" Long	2627 5/8" Hose x 3/4" Hose Press Fitting 2 1/2" Long	2628 5/8" Hose x 3/8" Male Pipe Short Restricted 90° Elbow with Extension	2621 5/8" Hose x 1/2" Hose 2622 3/4" Hose x 5/8" Hose 2623 3/4" Hose x 1" Hose
2634 1/2" Hose x 3/8" Male Pipe Slotted Head	2632 3/4" Hose x 3/8" Male Pipe Hex Base	2633 5/8" Hose x 1/2" Male Pipe 45° Elbow	2635 5/8" Hose Run 3/8" Female Pipe Thrd-Tee	

Heater Hose Fittings (continued)

 <p>2636 5/8" Hose Run 1/4" Branch Tee</p>	 <p>2637 5/8" Hose Run 1/2" Branch Tee</p>	 <p>2640 1" I.D. Hose Splicer</p>	 <p>2650 5/8" Hose x 5/8" Hose Connector Straight</p>	 <p>2651 3/4" Hose x 3/4" Hose Connector Straight</p>
 <p>2652 5/8" Hose x 5/8" Hose Connector 90° elbow</p>	 <p>2653 1/2" NPT x 5/8" Hose Connector Straight</p>	 <p>2654 3/4" NPT x 5/8" Hose Connector Straight</p>	 <p>2655 5/8" Hose x 3/4" Hose Step-Up</p>	 <p>2656 5/8" Hose x 3/4" Hose 90° elbow - 3/4" Step-Up</p>
 <p>2657 1/2" NPT x 5/8" Hose 90° elbow - 5/8" Hose End</p>	 <p>2658 3/4" NPT x 5/8" Hose 90° elbow - Hose End</p>	 <p>2659 #8 O'ring x 5/8" Hose 3/4" -16 Thrd. Connector</p>	 <p>90° elbow 2660 5/8" Hose x 5/8" Hose</p>	 <p>2662 #8 O'ring x 5/8" Hose 3/4" -16 Thrd. 90° elbow</p>

HEATER VALVES

Air Operated

IN	OUT	PART#	DESCRIPTION
5/8" Hose	5/8" Hose	2305	
5/8" Hose	5/8" Hose	2306	w/air fitting
5/8" Hose	5/8" Hose	2310	90° elbow
3/4" Hose	3/4" Hose	2315	

Cable Controlled - with FLOW RESTRICTOR

IN	OUT	PART#	DESCRIPTION
5/8" Hose	5/8" Hose	2280	Pull to Close; RD5-7760-1
5/8" Hose	5/8" Hose	2283	Pull to Close; RD5-7760-0
5/8" Hose	5/8" Hose	2281	Pull to Open; RD5-7760-2
5/8" Hose	5/8" Hose	2282	Pull to Open; RD5-7760-3
5/8" Hose	5/8" Hose	2284	Pull to Open; RD5-8083-0
5/8" to Core Mount		2347	Pull to Open; Cat D3, D4, D5
5/8" to Core Mount		2348	Pull to Open; CAT Hauler
5/8" Hose	5/8" Hose	2352	Pull to Open; Bus
5/8" Hose	5/8" Hose	2349	Pull to Close; CAT Grader 24H

Cable Controlled - PULL to OPEN

IN	OUT	PART#	DESCRIPTION
3/8" male	5/8" Hose	2285	
3/8" NPT	5/8" Hose	2237	Kysor 173083
3/4" Hose	5/8" Hose	2240	Kysor 173145
5/8" Hose	5/8" Hose	2210	RD5-5300-1
5/8" Hose	5/8" Hose	2214	Kysor 173144
5/8" Hose	5/8" Hose	2217	Kysor 173112
5/8" Hose	5/8" Hose	2223	Kysor 173090
5/8" Hose	5/8" Hose	2226	Kysor 173114
5/8" Hose	5/8" Hose	2227	Kysor 173101
5/8" Hose	5/8" Hose	2238	Kysor 173089
5/8" Hose	5/8" Hose	2247	MA1340
5/8" Hose	5/8" Hose	2251	MA1480
5/8" Hose	5/8" Hose	2260	A22-44463-001
5/8" Hose	5/8" Hose	2271	Bi-directional 90° elbow
5/8" Hose	5/8" Hose	2350	CAT Skid Steer
5/8" Hose	5/8" Hose	2355	Kenworth T300
5/8" Hose	3/4" Hose	2225	Kysor 173119
5/8" Hose	to core	2249	Mounts to core; MA1365
1", 90°		2354	Bergstrom Bus Appl.

Cable Controlled - PULL to CLOSE

IN	OUT	PART#	DESCRIPTION
1/2" NPT	3/4" Hose	2239	498574C1, MA1455
5/8" Hose	5/8" Hose	2211	RD5-5300-0
5/8" Hose	5/8" Hose	2218	90° elbow; Kysor 173093
5/8" Hose	5/8" Hose	2224	Kysor 173096
5/8" Hose	5/8" Hose	2252	MA1040
5/8" Hose	5/8" Hose	2254	KW 866730
5/8" Hose	5/8" Hose	2256	90° elbow; KW 865850; 173209
5/8" Hose	5/8" Hose	2270	bi-directional 90° elbow
5/8" Hose	5/8" Hose	2242	90° elbow; 474072C4, MA1355
5/8" Hose	to core	2248	mounts to core; MA1110
3/4" Hose	5/8" Stem	2351	CAT Skid Steer

Cable Controlled - UNIVERSAL TYPE

IN	OUT	PART#	DESCRIPTION
5/8" Hose	5/8" Hose	2104	Pull to Open
5/8" Hose	5/8" Hose	2105	Pull to Open
3/4" Hose	3/4" Hose	2107	Pull to Open
5/8" Hose	5/8" Hose	2106	Pull to Close
3/4" Hose	3/4" Hose	2108	Pull to Close

Heater Valve - Cable Type

DESCRIPTION	PART#	NOTE
3/4" Hose 3/4" Hose	2356	KW C500,T Ser.,W900
flange flange	2261	Volvo 3946691
flange flange	2262	Volvo 3946690

Electric Operated

DESCRIPTION	PART#	NOTE
3/4" Hose x 3/4" Hose	2390	Sprinter, BKI 35280
electric heater valve actuator	2370	"Red" Long Life
5/8" hose end - electronic actuator	2371	Volvo; 868580BSM
heater valve assm.	2372	Peterbilt 868708
12V heater vlv w/elec. solenoid	2374	RedDot units
5/8" Hose x 5/8" Hose	2375	Frtlnr A22-44553-000
5/8" connections, 12V	2345	JDDeere Dozer/Crawler
5/8" connections, 24V	2346	Linkbelt Excavator
solenoid actuated	2376	Volvo 3446692
"E" label actuator (yellow)	2378	P93CAB0200-01S
"C" label actuator (red)	2379	P93CAB0201-01S
"D" label actuator (red)	2380	P93CAA0200-01S
heater actuator M2 Bus. Class	2382	VCC32000022
heater actuator Navistar/Mack	2383	label B3570874A
heater actuator	2384	label G32063311A
heater actuator	2385	label L6402515A
heater actuator	2386	label A32062951B
heater actuator GM, Topkick	2387	label F16141802
heater actuator mode valve	2388	GM 1996836
12V water pump w/moist. sensor	2844	R9715-0 Units
12V high flow pump, 1/5 amps	2845	for Bus Appl.
12V two position actuator	2393	140° max travel
12V Feedback actuator	2395	130° max travel
12V Servo actuator	2392	126° max travel
12V Servo actuator	2394	126° max travel
12V/24V sealed, 4 pin actuator	2391	104° max travel






Manual Heater Shut Off (Gate Type)

DESCRIPTION	PART#
1" 90° Bergstrom Bus Appl.	2353 T-Handle
3/8" NPT Male 3/8" NPT Female	2403
3/8" Hose 3/8" NPT Female	2427
5/8" Hose 3/8" NPT Female	2426
3/4" Hose 3/8" NPT Female	2429
5/8" Hose 3/8" NPT Male	2457 T-Handle
3/4" Hose 1/2" NPT Female	2428
5/8" Hose 1/2" NPT Female	2430
5/8" Hose 5/8" Hose	2455 T-Handle
3/4" Hose 3/4" Hose	2456 T-Handle













Vacuum Controlled

IN	OUT	PART#	DESCRIPTION
5/8" Hose	5/8" Hose	2341	Ford D4AZ-18495A

Cable Controlled Heater Valves - UNIVERSAL TYPE

				
2104 UNIVERSAL Pull to Open 5/8" x 5/8"	2105 UNIVERSAL Pull to Open 5/8" x 5/8"	2106 UNIVERSAL Pull to Close 5/8" x 5/8"	2107 UNIVERSAL Pull to Open 3/4" x 3/4"	2108 UNIVERSAL Pull to Close 3/4" x 3/4"

Heater Valves Listed in ascending order by our part number.

			
2210 Cable Control 5/8" to 5/8" Pull to Open RD5-5300-1	2211 Cable Control 5/8" to 5/8" Pull to Close RD5-5300-0	2214 Cable Control 5/8" to 5/8" Pull to Open Kysor 173144	2217 Cable Control 5/8" to 5/8" Pull to Open Kysor 173112
			
2218 Cable Control 5/8" to 5/8" Pull to Close 90° elbow; Kysor 173093	2223 Cable Control 5/8" to 5/8" Pull to Open Kysor 173090	2224 Cable Control 5/8" to 5/8" Pull to Close Kysor 173096	2225 Cable Control 5/8" to 3/4" Pull to Open Kysor 173119
			
2226 Cable Control 5/8" to 5/8" Pull to Open Kysor 173114	2227 Cable Control 5/8" to 5/8" Pull to Open Kysor 173101	2238 Cable Control 5/8" to 5/8" Pull to Open Kysor 173089	2239 Cable Control 1/2" NPT to 3/4" Pull to Close 498574C1; MA1455

HEATER VALVES

Heater Valves (continued)




2240
Cable Control
3/4" to 5/8" Pull to Open
Kysor 173145




2242
Cable Control
5/8" to 5/8" Pull to Close
90° elbow; MA1355




2247
Cable Control
5/8" to 5/8" Pull to Open
MA1340




2248
Cable Control
5/8" to Core Mount, Pull to Close
MA1110



2249
Cable Control
5/8" to Core Mount, Pull to Open
MA1365



2251
Cable Control
5/8" to 5/8" Pull to Open
MA1480



2252
Cable Control
5/8" to 5/8" Pull to Close
MA1040



2254
Cable Control
5/8" to 5/8" Pull to Close
KW866730



2256
Cable Control
5/8" to 5/8" Pull to Close
90° elbow; KW865850; 173209




2260
Cable Control
5/8" to 5/8" Pull to Open
A22-44463-001




2261
Cable Operated
In/Out: Flange
Volvo 3946691




2262
Heater Valve Regulator
In/Out: Flange
Volvo 3946690




2270
Cable Control
5/8" to 5/8" Pull to Close
Bi-directional 90° elbow



2271
Cable Control
5/8" to 5/8" Pull to Open
Bi-directional 90° elbow











2280
Cable Control w/Flow Restrictor
5/8" to 5/8" Pull to Close
RD5-7760-1



2281
Cable Control w/Flow Restrictor
5/8" to 5/8" Pull to Open
RD5-7760-2

Heater Valves (continued)

 <p>2282 Cable Control w/Flow Restrictor 5/8" to 5/8" Pull to Open RD5-7760-3</p>	 <p>2283 Cable Control w/Flow Restrictor 5/8" to 5/8" Pull to Close RD5-7760-0</p>	 <p>2284 Cable Control w/Flow Restrictor 5/8" to 5/8" Pull to Open RD5-8083-0</p>	 <p>2285 Cable Operated - Pull to Open 5/8" hose x 3/8" male pipe thrd</p>
 <p>2305 Air Operated 5/8" to 5/8"</p>	 <p>2306 Air Operated w/air fitting, 5/8" to 5/8"</p>	 <p>2310 Air Operated 90° elbow, 5/8" to 5/8"</p>	 <p>2315 Air Operated 3/4" to 3/4"</p>
 <p>2341 Vacuum Controlled 5/8" Hose to 5/8" Hose Ford D4AZ-18495A; YG136</p>	 <p>2345 Electronic Heater Valve w/Actuator 5/8" connections, 12 volt J. Deere Crawler/Dozer 450H, 650H, 700H</p>	 <p>2346 Electronic Heater Valve w/Actuator 5/8" connections, 24 volt Linkbelt Excavator 4300, 5800, 6000</p>	 <p>2347 Heater Valve w/ Flow Restrictor 5/8" to Core Mount, Pull to Open Caterpillar D3, D4 ,D5</p>
 <p>2348 Heater Valve w/ Flow Restrictor 5/8" to Core Mount, Pull to Open Caterpillar Hauler 793/979</p>	 <p>2349 Heater Valve w/ Flow Restrictor 5/8" x 5/8" Cable, Pull to Close Caterpillar Grader 24H</p>	 <p>2350 Heater Valve Cable Type 5/8" x 5/8" Cable, Pull to Open Caterpillar Skid Steer</p>	 <p>2351 Heater Valve 3/4" x 5/8" Stem, Pull to Close Caterpillar Skid Steer</p>

HEATER VALVES

Heater Valves (continued)



2352
Heater Valve w/ Flow Restrictor
5/8" x 5/8" Cable, Pull to Open
Gillig Bus, Orion Bus



2353
Heater Valve - Manual
Shut Off 1" 90°
Bergstrom Bus Application



2354
Heater Valve Cable Type
1" outlet, 90° outlet
Plastic Housing, Pull to Open
Bergstrom Bus Application



2355
Heater Valve Cable Type
5/8" x 5/8" Cable, Pull to Open
2003-07 Kenworth T300




2356
Heater Valve Cable Type
3/4" x 3/4" 2003-07 KW C500,
T Series, W900



2370
Electric Heater Vlv Actuator
Label I.D. A3581404A
"Red" Long Life, 4 pin



2371
Actuator / 5/8" hose end, 4 pin
Label I.D. A3570094A
Volvo; 868580BSM



2372
Electric Heater Vlv Assy, 4 pin
5/8" x 5/8" Label I.D. A3581194A
Peterbilt 868708BSM



2374
Water Valve w/Electric Solenoid
5/8" hose 12 volt
Red Dot units



2375
3/4" to 3/4"
Freightliner A22-44553-000



2376
Solenoid Actuated
Volvo 3446692; VN Series



2378
Peterbilt oe# P93CAB0200-01S
Electric Heater Valve Actuator
Label I.D. 16124567
E-Label (Yellow), 2 pin



2379
Peterbilt oe# P93CAB0201-01S
Electric Heater Valve Actuator
Label I.D. 52402589
C-Label (Red), 4 pin
















2380
Electric Heater Valve Actuator
Label I.D. 16124932
D-Label (Red)
Peterbilt oe# P93CAA0200-01S



2382
M2 Bus. Class
Label I.D. T1000930R, 6 pin
VCC32000022




2383
Heater Actuator - 4 pin
Label I.D. B3570874A
NAVISTAR O.E. 2503207-C1
MACK O.E. 7787-650694

Heater Valves (continued)			
			
2384 Heater Actuator - 4 pin Label I.D. G32063311A O.E. 3524465-C1, 650625	2385 Motor Mode Control 4000/8000 Series Label I.D. L6402515A, 2 pin International 3542606C1	2386 Motor Mode Control 4000/8000 Series Label I.D. A32062951B, A33081901B, 2 pin International 3542575C1	2387 Heater Actuator Mode Valve GM, Topkick Kodiak C65-75 O.E. 890118369 Label I.D. F16141802, 5 pin
			
2388 Heater Actuator Mode Valve GM, Topkick Kodiak C45-85 O.E. 1996836	2390 Electric Heater Valve 3/4" x 3/4" Inlet, Outlet 2006-03 Sprinter Van, 2.7TD BK135280	2391 Heater Valve Actuator-Univ. 12v or 24v Sealed, 4 Pin. 104° Max Travel	2392 Servo Actuator 12v, 126° Max Travel
			
2393 Two Position Actuator 140° Max Travel	2394 Servo Actuator 12v, 126° Max Travel	2395 Feedback Actuator 12v, 130° Max Travel	
		Manual Heater Shut Off Valves (Gate Type/T-Handle Type) on next page	
2844 Electric Water Pump w/Moisture Sensor; 12 volt RedDot R9715-0 Units	2845 High Flow Electric Pump 7.1 G.P.M. Flow Rate 5/8" x 5/8" Hose Inlet & Outlet 1.5 AMPS @ 12v		


HEATER VALVES/CABLES

Heater Valves (continued)


Manual Heater Shut Off Valves (Gate Type/T-Handle Type)




2403
Manual Heater Shut Off
(Gate Type)
3/8" Male to 3/8" Female (NPT)



Manual Heater
Shut Off (Gate Type)
2426 5/8" to 3/8" NPT Male
2427 3/8" to 3/8" NPT Male
2428 3/4" to 1/2" NPT Male
2429 3/4" to 3/8" NPT Male
2430 5/8" to 1/2" NPT Male




Manual Heater Shut Off
(T-Handle Type)
2455 5/8" hose to 5/8" hose
2456 3/4" hose to 3/4" hose




2457
Manual Heater Shut Off
(T-Handle Type)
5/8" hose to 3/8" NPT Male

Pull Cable Control




2529
Water Cable Control Assembly
Does not include knob


Control Cables




LOOP
"A"



PUSH/PULL KNOB
"B"



LOOP w/MOUNT
"C"



ANGLE HOOK
"D"

LENGTH	PART#	CABLE TYPE	CABLE TYPE	DESCRIPTION
41"	2540	A	A	Loop end to loop end
44"	2541	A	A	Loop end to loop end
46"	2531	A	A	Loop end to loop end
46"	2537	A	A	Loop end to loop end
48"	2532	A	C	Loop end to Loop with mount
62.5"	2562	A	A	Loop end to loop end
76"	2535	A	D	Loop end to Angle Hook end
38"	2534	B	A	Push/Pull Knob to Loop end
76"	2530	B	A	Push/Pull Knob to Loop end
29"	2533	D	A	Angle Hook end to loop end
36"	2536	D	A	Angle Hook end to loop end
46"	2539	D	A	Angle Hook end to loop end
86"	2538	D	A	Angle Hook end to loop end
72"	2542			