

Compressor Identification

R12 Compressors (example)

SD	5	10	HD
----	---	----	----

Sanden _____
 Number of Cylinders _____
 Approx. Displacement (cu.in.) _____
 Heavy Duty Clutch _____

R134a Compressors (example)

SD	7	H	15	HD
----	---	---	----	----

Sanden _____
 Number of Cylinders _____
 Port Location (H if on head, B if on Block) _____
 Approx. Displacement (cubic centimeters/10) _____
 Heavy Duty Clutch (HD) Sealed Heavy Duty (SHD) _____
 Super HD Clutch (SUPRHD) _____

TAG Identification

U.S.A. Models only

Serial No. _____
Part Number _____
Lubricant Amount _____
Lubricant Type _____

Country Code
 00-06 Japan
 70-79 USA
 80-89 Singapore

Year of Manufacture (first digit)
 Month of manufacture (last digit)
 Jan-Sept.: 1-9
 Oct.:X
 Nov.:Y
 Dec.:Z

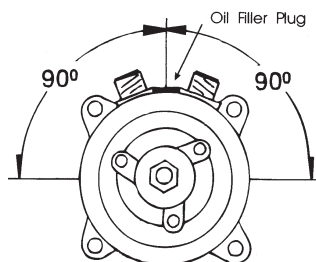
Refrigerant Type
 Manufactured Month (03)
 Manufactured Year (6)

Compressor Specifications

MODEL	CYL.	REFRIG.	DISPL. CU IN (cc)	WEIGHT lbs.	NOTE	OIL TYPE	ROTATION	FACTORY OIL CHARGE cc.
SD 508, HD	5	R12	8.4 (138)	17.1	2	Mineral	CW / CCW	Refer to Illustration Section pages 283-299 for Oil Capacity. (ex. 300cc)
SD 5H09	5	R134a	5.3 (87)	12.3	2	PAG SP-15	CW	
SD 510, HD	5	R12	9.8 (161)	16.5	2	Mineral	CW	
SD 5H14, HD	5	R134a	8.4 (138)	17.2	2	PAG SP-15	CW / CCW	
SD 709	7	R12	7.9 (130)	15.2	2	Mineral	CW	
SD 7H13	7	R134a	7.9 (130)	13.9	2	PAG SP-15	CW	
SD 7H15, HD	7	R134a	9.5 (155)	15.2	1 and 2	PAG SP-15	CW	
SD 7H15SHD	7	R134a	9.5 (155)	17.6	1 and 2	PAG SP-15	CW	
SD 7H15 Super HD	7	R134a	9.5 (155)	15.2	1 and 2	PAG SP-15	CW	

- NOTE 1: Since 2005 most Sanden compressors have enough oil for the entire system. Check Sanden label for oil amount.
- NOTE 2: Provided that no major oil loss occurred in the system, add the following amount of oil for each component.
- a.) Receiver Drier 1 oz.
 - b.) Accumulator 1 oz. plus same amount drained from old unit
 - c.) Condenser..... 1 oz.
 - d.) Evaporator..... 2 oz.
 - e.) Hose..... None (all hoses replaced add 1 oz. total)
 - f.) System Flushed add 1 -2 oz. extra to the system

Acceptable Mounting Angles



R134a PAG SP15 Oil



SP15 replaces SP20 and is completely interchangeable. Mixing PAGs is acceptable and will not void the warranty.

17-34228.45 oz.
 Used when servicing Sanden Compressors in systems that are charged with R134a.
 For use with SD 5H14, 7H15 Compressors.



15-3084
 Dipstick - Sanden oil level checker

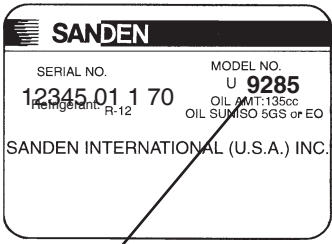


Selecting The Correct Sanden Compressor

There are several different ways to choose the correct Sanden replacement compressor.

Application - refer to the application section looking up application by Make, Year and Model and select the compressor needed. If it is not listed in the application section then...

Part Number Description:




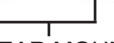


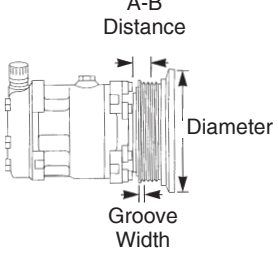




1. Locate the Identification Tag on the compressor body - the "Model No." found in the upper right corner is the Sanden "Part Number" needed.
2. Refer to the chart on page 271. The chart is listed in ascending order by the Sanden part numbers along with our corresponding number and the compressors characteristics or specifications.
3. Verify the compressor using the Section V: Illustrated section. Part numbers are listed by our part number in ascending order.

1.	2.	3.
 <p style="text-align: center; border: 1px solid black; border-radius: 50%; padding: 5px; display: inline-block;">Part No.</p>		

Visual Description - if the identification tag cannot be read or is missing or if the compressor is being changed out - the following information will be needed:



















1. Refrigerant Type: R134a or R12 - check vehicle for refrigerant label
2. Head Type: Vertical, Horizontal (Sanden usually casts up to three alpha code in the head ie: JDA)
3. Head Fitting Type: O'Ring Type 3/4"x7/8"; Tube-O Type 1"-14 or Pad Type
4. Clutch Voltage: Determine if 12 or 24 Volt System
5. Clutch Type: Determine if Single, Double or Multi Groove Clutch Pulley
6. Clutch Diameter: Measure the Diameter of the Pulley
7. Clutch Connection: Single or Double Wire, Bullet, MetriPak or WeatherPak
8. Clutch A-B Distance: For proper belt alignment, accurately measure the A-B Distance
9. Mounting Type: Ear Mount or Direct Mount (crossbolt or tangential) Type
10. Service Valve: Choose the correct service valve using that section of this catalog

Typical Examples:

 Single Groove Clutch  DIRECT MOUNT	 Double Groove Clutch  EAR MOUNT	 Multi Groove Clutch  PRESSURE RELIEF VALVE	
 VERTICAL TUBE-O 1"-14	 VERTICAL O'RING 3/4x7/8	 HORIZONTAL PAD TYPE	 CLUTCH CONNECTIONS

















Connectors

* Note: Compressor supplied may have a different style connector than illustration provides.
May require reuse of original connector, or use of jumper wire.

<p>T1 w/o diode</p>  <p>1 Wire, Male, Bullet</p>	<p>T2 w/o diode</p>  <p>1 Wire, Female</p>	<p>T3 w/o diode T3D w/diode</p>  <p>1 Wire, Male</p>	<p>T4 w/o diode</p>  <p>1 Wire, Male</p> <p>Black - Red +</p>
<p>T5D w/diode</p>  <p>2 Wire, Female</p> <p>Black - Red +</p>	<p>T6 w/o diode T6D w/diode</p>  <p>2 Wire</p> <p>Black - B/W +</p>	<p>T7 w/o diode</p>  <p>2 Wire, Deutsch</p>	<p>T8 w/o diode</p>  <p>2 Wire, Female</p> <p>Black - B/W +</p>
<p>T9 w/o diode</p>  <p>2 Wire, AMP</p> <p>Black - White + Red +</p>	<p>T10 w/o diode T10D w/diode</p>  <p>2 Wire, Ford</p> <p>Black - B/W +</p>	<p>T11D w/diode</p>  <p>2 Wire</p>	<p>T12 w/o diode T12D w/diode</p>  <p>2 Wire, Male</p>
<p>T13 w/o diode</p>  <p>2 Wire</p>	<p>T14 w/o diode T14D w/diode</p>  <p>3 Wire</p>	<p>T15 w/o diode</p>  <p>1 Wire, AMP, Spade</p>	<p>T16 w/o diode T16D w/diode</p>  <p>1 Wire, Bullet</p>
<p>J1</p>  <p>J1 - Jumper</p>	<p>J2</p>  <p>J2 - Jumper</p>		

















Rear Head and Identification (Listed alphabetically by style)

NOTE: All heads supplied with gasket. If part number is not shown, head is NSS (Not Sold Separately).

<p>Style B</p>  <p>call Vertical Flare 3/4" x 7/8" SD508,510 Compressor w/R12 Charging Port holes</p>	<p>Style C</p>  <p>03-6544 Vertical Tube-O'ring 1" x 14 SD5H14 Compressor w/o Charging Ports</p>	<p>Style CB / CBA</p>  <p>03-6541 Vertical Tube-O'ring 1" x 14 7H13, 7H15 Compressor w/o Charging Ports 03-6541A Style CBA (CBA w/Pressure Relief Vlv hole)</p>	<p>Style FC</p>  <p>03-6508 Vertical O'ring 3/4" x 7/8" 5H14 Compressor w/o Charging Ports</p>
<p>Style FG</p>  <p>03-6503 Vertical O'ring 3/4" x 7/8" SD505, 507, 510 Compressors w/R12 Charging Port holes</p>	<p>Style FL</p>  <p>03-6543 Vertical O'ring 3/4" x 7/8" 5H14 Compressor w/o Charging Ports</p>	<p>Style FQ</p>  <p>NSS SD5H14 w/Charging Ports holes w/Switch Port Cavity w/Pressure Relief Valve hole</p>	<p>Style GH</p>  <p>03-6551 Horizontal Pad (Freightliner) Slimline Connections w/Pressure Relief Valve hole</p>
<p>Style GK</p>  <p>call Horizontal Pad 3/4" x 7/8" SD7H15 Compressor w/Switch Port hole and w/Pressure Relief Valve hole</p>	<p>Style GQ</p>  <p>03-6552 Lateral Pad 3/4" x 7/8" SD7H15, Paccar w/Pressure Relief Valve hole</p>	<p>Style GSA</p>  <p>03-6553 Lateral Pad Kenworth, Peterbilt w/Pressure Relief Valve hole</p>	<p>Style GT</p>  <p>03-6564 SD7H15 Vertical Pad @ 90° w/Pressure Relief Valve hole</p>
<p>Style GV</p>  <p>03-6554 FLX7 - GV Style Rear Pad Head M10-1.25 (uses 0121 o-rings) w/Pressure Relief Valve hole</p>	<p>Style GWA</p>  <p>03-6555 Horizontal Pad (Navistar) SD7H15 Compressor w/Pressure Relief Valve hole</p>	<p>Style JD</p>  <p>03-6533 Vertical O'ring 3/4" x 7/8" 7H13, 7H15 Compressor w/o Charging Ports</p>	<p>Style JDA</p>  <p>03-6533A Vertical O'ring 3/4" x 7/8" SD7H15 Compressor w/Pressure Relief Valve hole</p>


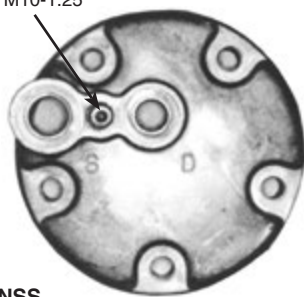














Rear Head and Identification (continued)

NOTE: All heads supplied with gasket. If part number is not shown, head is NSS (Not Sold Separately).

<p>Style K</p>  <p>03-6546 Horizontal O'ring 3/4" x 7/8" SD5H14 Compressor w/o Charging Ports</p>	<p>Styles KC / KCA</p>  <p>03-6540C (Thick Head) Horizontal O'ring 3/4" x 7/8" SD7H15 Compressor w/o Pressure Relief Valve 03-6556.....Style KCA (Thick Hd) (KCA w/Pressure Relief Vlv hole)</p>	<p>Style KG</p>  <p>03-6540G (Thin Head) Horizontal O'ring 3/4" x 7/8" SD7H15 Compressor w/o Pressure Relief Valve</p>	<p>Style M</p>  <p>03-6545 Horizontal O'ring 1" x 14 SD508, 5H14 Compressor w/o Charging Ports</p>
<p>Style MD / MDA</p>  <p>03-6534 Horizontal Tube-O'ring 1" x 14 SD708, 7H15 Compressor w/o Charging Ports 03-6534A Style MDA (MDA w/Pressure Relief Vlv hole)</p>	<p>Style MJ / MJA</p>  <p>NSS Horizontal Tube-O'ring 1" x 14 SD7H15 Compressor w/o Charging Ports 03-6557 Style MJA (MJA w/Pressure Relief Vlv hole)</p>	<p>Style N</p>  <p>NSS Vertical Tube-O'ring 1" x 14 SD505,508, 510 Compressors w/R12 Charging Port holes</p>	<p>Style PK</p>  <p>03-6565 Side Pad (Lateral), M8-1.25 Bolt 7H15SHD w/Switch Port holes w/Pressure Relief Valve hole</p>
<p>Style Q</p>  <p>NSS Horizontal GM Pad SD508, 510, 5H14 Compr. w/o Charging Port Holes</p>	<p>Style QC</p>  <p>03-6558 SD7H15 Compressor 3/8" x 24" Bolt Holes w/Pressure Relief Valve hole</p>	<p>Style QD</p>  <p>03-6559 Horizontal GM Pad, M10-1.25 7H13, 7H15, 7H15HD w/o Charging Ports w/Pressure Relief Valve hole</p>	<p>Style QH</p>  <p>call Horizontal GM Pad Type, 3/8"-24 SD508, 510 Compressors w/Pressure Relief Valve hole</p>
<p>Style QM</p>  <p>NSS Horizontal GM Pad Type, 3/8"-24 SD510HD Compressor w/Pressure Relief Valve hole</p>	<p>Style SJ</p>  <p>NSS Horizontal Special Pad, M10-1.25 SD7H15 Compressor</p>	<p>Style SJA</p>  <p>NSS Horizontal Special Pad, M10-1.25 SD7H15 Compressor w/Pressure Relief Valve hole</p>	<p>Style SQ</p>  <p>NSS SPRHD Compressor Volvo Offroad</p>





Rear Head and Identification (continued)

NOTE: All heads supplied with gasket. If part number is not shown, head is NSS (Not Sold Separately).

<p>Style UB</p>  <p>03-6560 Vert. Pad, M10-1.25 Bolt SD508, 5H14 Compressor w/o Charging Ports</p>	<p>Style UD</p>  <p>M10-1.25</p> <p>NSS Horizontal Pad, M10-1.25 Bolt SD5H14 Compressor w/o Charging Ports</p>	<p>Style UK</p>  <p>03-6548 Vertical Pad, M10-1.25 Bolt SD7H15, 7H15HD Compressor w/o Charging Ports</p>	<p>Style WF</p>  <p>NSS SD5 Compressor w/o Switch Ports w/Switch Port Cavity w/Pressure Relief Valve hole</p>
<p>Style WH</p>  <p>no holes S/D treaded #8 #10</p> <p>NSS Vertical Pad (Ford/Sterling) SD7H15 Compressor w/o Charging Ports w/Switch Port Cavity</p>	<p>Style WJ</p>  <p>no hole S/D treaded S D</p> <p>NSS Vertical Pad (Ford/Sterling) SD7H15 Compressor w/o Charging Ports w/Switch Port Cavity w/Pressure Relief Valve hole</p>	<p>Style WL</p>  <p>03-6561 Vertical Pad, M8-1.25 Bolt SD7H13 Compressor w/Pressure Relief Valve hole</p>	<p>Style WM</p>  <p>NSS Horizontal Pad, M8-1.25 Bolt SD7H13 Compressor w/Pressure Relief Valve hole</p>
<p>Style WV</p>  <p>M8-1.25</p> <p>03-6562 Horizontal Tab 3/4" x 7/8" SD7H15 Compressor (Volvo) w/Pressure Relief Valve hole</p>	<p>Style WZ</p>  <p>NSS M8-1.25 Bolt SD7H15, Volvo Offroad w/o Charging Ports w/Pressure Relief Valve hole</p>	<p>Style 4018</p>  <p>NSS SD7H15, Navistar w/o Charging Ports w/Pressure Relief Valve hole</p>	<p>Style 4095</p>  <p>NSS Horizontal Pad SD7H15, CAT w/Pressure Relief Valve hole</p>
<p>Style 4347</p>  <p>NSS SD7H15 Compressor (IHC) w/o Switch Ports, M8-1.25 Bolt w/Pressure Relief Valve hole</p>	<p>Style 4400</p>  <p>NSS Lateral Pad SD7H15, GMC w/Pressure Relief Valve hole</p>	<p>Style 4418</p>  <p>03-6563 Vertical Pad, M8-1.25 Bolt 7H15SHD, Navistar w/Pressure Relief Valve hole</p>	<p>Style 4440</p>  <p>03-6564 SD7H15 Vertical Pad @ 90° w/Pressure Relief Valve hole</p>

Rear Head and Identification (continued)

NOTE: All heads supplied with gasket. If part number is not shown, head is NSS (Not Sold Separately).

Style 4577	Style 4615 / 4802	Style 4809	Style 4850
 <p>NSS Horizontal Pad SD7H15 Compressor PACCAR w/Pressure Relief Valve hole</p>	 <p>03-6565 Side Pad (Lateral), M8-1.25 Bolt 7H15SHD w/Switch Port holes w/Pressure Relief Valve hole</p>	 <p>NSS SD7H15, GMC (similar to #03-6564 but opposite)</p>	 <p>03-6564 SD7H15, GMC Vertical Pad @ 90° w/Pressure Relief Valve hole</p>

Section V: Illustrated

Sanden - Compressors

Listed in ascended order by Sanden number.

SANDEN NUMBER	TAP # COMP.	TAP # CLUTCH	TAP # HEAD	SD MODEL	FITTING HEAD	POS.	FITTING SIZE	MOUNT	Dia. mm	PULLEY grv	volt	END	WIRE SHAFT	OIL cc's
1027K8	03-1404	02-0601	03-6552	7H15-ENH	GQ	Lat Pad	3/4x7/8	Dir Lng	119	PV8	12v	T5D	Key	200
1027M6	03-0609	02-0601 (8)	03-6551	7H15-ENH	GH	Horz	Frtl. Pad	Dir Lng	119	PV8	12v	T5D	Key	300
1027P4	03-1608	02-0608 (8)	03-6562	7H15-ENH	WV	Horz Pad	VolvoPad	Dir Sht	130	PV8	12v	T5D	Key	300
1027S4	03-0802	02-0609 (7)	03-6555	7H15-ENH	GWA	Horz	Nav.Pad	Dir Lng	119	PV8	12v	T5D	Spline	200
1027T6	03-1401	02-1606 (7)	03-6553	7H15-ENH	GSA	Horz	O/R Pad	Dir Lng	125	PV6	12v	T5D	Spline	200
1027U3	03-1405	02-0606 (8)	03-6552	7H15-ENH	GQ	Lat Pad	3/4x7/8	Dir Lng	125	PV6	12v	T5D	Key	200
194696	03-1001C	02-1002	NSS	7H15	GQ	Lat Pad	3/4x7/8	Ear	125	2	12v	T5D	Key	200
194815	03-0801	02-1606	03-6555	7H15HD	GWA	Horz	Nav.Pad	Dir Lng	125	PV6	12v	T5D	Splne	200
4018	03-0807	02-3512	NSS	7H15HD	4018	Lat Pad	Nav.Pad	Dir Sht	126	PV10	12v	T5D	Key	300
4019	03-3815	NSS	03-6551	7H15-ENH	GH	Horz	Frtl. Pad	Dir Lng	119	PV6	12v	T5D	Key	300
4020	03-3817	NSS	03-6551	7H15-ENH	GH	Horz	Frtl. Pad	Dir Lng	119	PV8	12v	T5D	Key	300
4021	03-3804	NSS	call	7H15-ENH	GK	Horz	O/R Pad	Dir Lng	119	PV8	12v	T7	Key	300
4023	03-0623	02-0606S	03-6565	7H15-SUPHD	4802	Vert	S/W Pad	Dir Sht	125	PV6	12v	T5D	Key	300
4024	03-1003	NSS (9)	03-6552	7H15-SUPHD	GQ	Lat Pad	3/4x7/8	Dir Lng	119	PV8	24v	T9	Key	300
4025	03-0427S	NSS	NSS	7H15-SUPHD	WH	Vert Pad	3/4x7/8	Dir Lng	119	PV8	12v	T14D	Key	300
4026	03-3830	NSS	03-6562	7H15-SUPHD	WV	Horz Pad	VolvoPad	Dir Sht	130	PV7	24v	T16D	Key	175
4027	03-3500	NSS	03-6554	7H15HD	GV	Horz	Univ.Pad	Dir Lng	125	PV6	12v	T3D	Key	250
4028	03-3501	02-3468A	03-6554	7H15HD	GV	Horz	Univ.Pad	Dir Lng	119	PV8	12v	T3D	Key	250
4029	03-3831	NSS	NSS	7H15-SUPHD	SQ	Horz	Spc'l Pad	Dir Sht	149	PV8	24v	T16D	Key	175
4034	03-3810	NSS	03-6554	7H15-ENH	GV	Horz	Univ.Pad	Dir Lng	119	PV10	12v	T5D	Key	300
4036	03-0631	02-3512	03-6551	7H15-ENH	GH	Horz	Frtl. Pad	Dir Lng	119	PV10	12v	T5D	Key	240
4039	03-1401	02-0606 (8)	03-6553	7H15HD	GSA	Horz	O/R Pad	Dir Lng	125	PV6	12v	T5D	Key	300
4040	03-1405	02-0606 (8)	03-6552	7H15HD	GQ	Lat Pad	3/4x7/8	Dir Lng	125	PV6	12v	T5D	Key	300
4041	03-1001C	02-1002	03-6552	7H15HD	GQ	Lat Pad	3/4x7/8	Ear	125	2	12v	T5D	Key	300
4042	03-1404	02-0601 (8)	03-6552	7H15HD	GQ	Lat Pad	3/4x7/8	Dir Lng	119	PV8	12v	T5D	Key	300
4046	03-3561	NSS	NSS	7H15-ENH	KF	Horz	1-1/16x3/4	Dir Lng	119	PV8	12v	T12	Key	270
4047	03-0448	(9)	NSS	7H15-SUPHD	WJ	Vert Pad	3/4x7/8	Dir Sht	126	PV10	12v	T5D	Key	300
4051	03-3812	NSS	03-6554	7H15-ENH	GV	Horz	Univ.Pad	Dir Lng	126	PV12	24v	T3D,J1	Key	300
4052	03-3822	NSS	03-6554	7H15-ENH	GV	Horz	Univ.Pad	Dir Lng	125	2	24v	T3D,J1	Key	300
4061	03-1877	NSS	NSS	7H15	4809	Vert	S/W Pad	Dir Sht	122	PV6	12v	T8	Spline	74
4066	03-3818	NSS	03-6554	7H15-ENH	GV	Horz	Univ.Pad	Dir Lng	119	PV8	24v	T3D,J1	Key	300
4070	03-3825	NSS	03-6533A	7H15	JDA	Vert	3/4x7/8	Dir Sht	126	PV12	12v	T3D	Key	300
4071	03-1613	02-0606S	NSS	7H15-SUPHD	WH	Vert Pad	3/4x7/8	Dir Sht	125	PV6	12v	T5D	Key	300
4072	03-1614	02-0610S	03-6534A	7H15-SUPHD	MDA	Horz	1"-14	Dir Sht	140	PV8	12v	T5D	Key	300
4075	03-0609S	02-0601S	03-6551	7H15-SUPHD	GH	Horz	Frtl. Pad	Dir Lng	119	PV8	12v	T5D	Key	300
4076	03-0610S	02-0606S	03-6551	7H15-SUPHD	GH	Horz	Frtl. Pad	Dir Sht	125	PV6	12v	T5D	Key	300
4077	03-1404S	02-0601S	03-6552	7H15-SUPHD	GQ	Lat Pad	3/4x7/8	Dir Lng	119	PV8	12v	T5D	Key	300
4078	03-1002	02-3514S	03-6552	7H15-SUPHD	GQ	Lat Pad	3/4x7/8	Dir Sht	126	PV12	12v	T5D	Key	240
4080	03-1405S	02-0606S	03-6552	7H15-SUPHD	GQ	Lat Pad	3/4x7/8	Dir Sht	125	PV6	12v	T5D	Key	300
4081	03-1407	NSS	03-6553	7H15SHD	GSA	Lat Pad	O/R Pad	Dir Lng	123	PV8	12v	T5D	Key	300
4082	03-0616	02-0610S	03-6551	7H15-SUPHD	GH	Horz	Frtl. Pad	Dir Sht	140	PV8	12v	T5D	Key	300
4083	03-0617	NSS	NSS	7H15	WH	Vert Pad	3/4x7/8	Dir Lng	123	PV8	12v	T5D	Key	300
4084	03-0620	02-0601S	03-6534A	7H15-SUPHD	MDA	Horz	1"-14	Dir Lng	123	PV8	12v	T5D	Key	300
4085	03-1605S	NSS	03-6562	7H15-SUPHD	WV	Horz Pad	VolvoPad	Dir Lng	125	PV6	12v	T5D	Key	300
4086	03-1009	NSS	NSS	7H15-SUPHD	KGA	Horz	3/4x7/8	Dir Lng	119	PV8	12v	T2	Key	240
4087	03-1408	NSS	03-6553	7H15-SUPHD	GSA	Lat Pad	O/R Pad	Dir Sht	126	PV7	12v	T5D	Key	300
4088	03-0622	02-3514S	03-6534A	7H15-SUPHD	MDA	Horz	1"-14	Dir Sht	126	PV12	12v	T5D	Key	300
4090	03-3418S	02-0601S	03-6556	7H15-SUPHD	KCA	Horz	3/4x7/8	Dir Lng	119	PV8	12v	T5D	Key	300
4091	03-1410	02-0606S	03-6534A	7H15-SUPHD	MDA	Horz	1"-14	Ear	126	PV12	12v	T5D	Key	300
4092	03-0427S	NSS	03-6533	7H15-SUPHD	JD	Vert	3/4x7/8	Dir Lng	119	PV8	12v	T14D	Key	300
4093	03-3489E	NSS	03-6533	7H15-ENH	JD	Vert	3/4x7/8	Ear	125	2	24v	T3D	Key	200
4095	03-3836	02-3482	NSS	7H15SHD	4095	Horz	Cat Pad	Dir Lng	130	PV8	24v	T7	-	180

NOTE: Refer notes and abbreviations on page 279.

Listed in ascended order by Sanden number (continued).

SANDEN NUMBER	TAP # COMP.	TAP # CLUTCH	TAP # HEAD	SD MODEL	FITTING HEAD	POS.	FITTING SIZE	MOUNT	Dia. mm	PULLEY grv	volt	WIRE END	SHAFT	OIL cc's
4096	03-1010	NSS	03-6556	7H15-SUPHD	KCA	Horz	3/4x7/8	Dir Sht	126	PV7	12v	T5D	Key	300
4097	03-0628	02-0610S	03-6565	7H15-SUPHD	4802	Vert	S/W Pad	Dir Sht	140	PV8	12v	T5D	Key	300
4098	03-0629	NSS	03-6565	7H15-SUPHD	4802	Vert	S/W Pad	Dir Sht	160	PV6	12v	T5D	Key	300
4099	03-0630	NSS	03-6565	7H15-SUPHD	4802	Vert	S/W Pad	Dir Sht	160	PV8	12v	T5D	Key	300
4109	03-3835	NSS	03-6534	7H15SHD	MD	Horz	1"-14	Dir	152	8	12v	2 wire	Key	300
4261	03-1852S	NSS	03-6564	7H15HD	GT	Vert Pad	S/W Pad	Dir GM	112	PV6	12v	T13	Spline	135
4269	03-3727A	02-3485	03-6540G	7H15HD	KG	Horz	3/4x7/8	Ear	132	2	24v	T3D	Key	200
4271	03-3489A	02-3485	03-6533	7H15HD	JD	Vert	3/4x7/8	Ear	132	2	24v	T3D	Key	200
4272	03-3440A	02-3064	03-6540G	7H15	KG	Horz	3/4x7/8	Ear	132	2	12v	T3D	Key	200
4277	03-0812	NSS	03-6563	7H15-ENH	4418	Vert	Nav.Pad	Dir Lng	119	PV8	12v	T5D	-	300
4280	03-1011	NSS	03-6552	7H15-SUPHD	GQ	Lat Pad	3/4x7/8	Dir Sht	125	PV6	24v	T5D	Key	300
4281	03-3784E	NSS	03-6533A	7H15-ENH	JDA	Vert	3/4x7/8	Ear	119	PV8	12v	T1	Key	175
4283	03-3827	NSS	NSS	7H15-ENH	4095	Horz	Cat Pad	Dir Lng	152	PV8	12v	T7	Key	300
4286	03-1608S	NSS	03-6562	7H15-SUPHD	WV	Horz Pad	VolvoPad	Dir Sht	130	PV8	12v	T5D	Key	300
4289	03-1007	NSS	NSS	7H15HD	4289	-	-	Dir Sht	126	PV7	12v	-	-	180
4291	03-3828	02-3482	NSS	7H15-ENH	4095	Horz	Cat Pad	Dir Lng	130	PV8	24v	T7	Key	180
4298	03-3550	NSS	03-6562	7H15-SUPHD	WV	Horz Pad	VolvoPad	Dir Sht	180	PV8	24v	T16D	-	280
4300	03-3740	NSS	03-6534	7H15SHD	MD	Horz	1"-14	Dir Lng	152	PV8	24v	T2	Key	285
4301	03-3738	02-3482	call	7H15SHD	GK	Horz	O/R Pad	Dir Lng	130	PV8	24v	T7	Key	300
4302	03-3747	NSS	call	7H15SHD	GK	Horz	O/R Pad	Dir Lng	152	PV8	24v	T7	Key	300
4303	03-0427	02-0437 (7)	NSS	7H15HD	WH	Vert Pad	3/4x7/8	Dir Lng	119	PV8	12v	T14	Spline	300
4304	03-0432	02-0435	NSS	7H15-ENH	WJ	Vert Pad	3/4x7/8	Dir Lng	125	PV6	12v	T10	Key	300
4305	03-0434	02-0430	NSS	7H15HD	WJ	Vert Pad	3/4x7/8	Ear	119	PV8	12v	T10	Key	300
4306	03-0614	02-1604 (10)	03-6556	7H15HD	KCA	Horz	3/4x7/8	Dir Lng	132	2	12v	T5D	Key	300
4307	03-0621	02-0601	NSS	7H15HD	WJ	Vert Pad	3/4x7/8	Dir Lng	119	PV8	12v	T5D	Key	300
4308	03-3823	call	03-6554	7H15	GV	Horz	Univ.Pad	Ear	152	2	12v	T3D	Key	135
4309	03-3716	02-3513	03-6554	7H15-FLX	GV	Horz	Univ.Pad	Ear	125	PV10	24v	T3D,J1	Key	200
4310	03-3708T	02-3468	03-6554	7H15	GV	Horz	Univ.Pad	Dir Lng	119	PV8	12v	T3D	Key	200
4314	03-0615	02-0601	03-6565	7H15HD	PK	Lat Pad	S/W Pad	Dir Lng	119	PV8	12v	T5D	Key	300
4318	03-3404	NSS	NSS	7H15HD	UK	Vert	Spc'l Pad	Ear	132	2	12v	T5D,J2	Key	0
4322	03-1008	02-0601	03-6553	7H15HD	GSA	Lat Pad	O/R Pad	Dir Lng	119	PV8	12v	T5D	Key	300
4324	03-1202 (9)		03-6562	7H15-SUPHD	WV	Horz Pad	VolvoPad	Dir Sht	180	PV8	24v	T16D	Key	175
4325	03-3834	02-3485	03-6533	7H15HD	JD	Vert	3/4x7/8	Dir Lng	132	2	24v	T4	Key	300
4326	03-1201	NSS	03-6562	7H15-SUPHD	WV	Horz Pad	VolvoPad	Dir Sht	180	PV8	12v	T5D	Key	300
4327	03-3718T	02-3508	03-6554	7H15-FLX	GV	Horz	Univ.Pad	Dir Lng	119	PV8	24v	T3D,J1	Key	200
4332	03-1859	02-3484	NSS	7H15HD	SJA	Horz	O/R Pad	Dir Sht	130	PV7	12v	T8	Spline	240
4342	03-1875	NSS	03-6564	7H15	4850	Vert	S/W Pad	Dir GM	119	PV8	12v	T8	Spline	75
4347	03-0805	02-3512	NSS	7H15-ENH	4347	Vert	Pad-20°	Dir Lng	119	PV10	12v	T5D	Key	300
4352	03-0609S	02-0601S	03-6551	7H15-SUPHD	GH	Horz	Frtl. Pad	Dir Lng	119	PV8	12v	T5D	Key	300
4355	03-3738E	NSS	call	7H15-ENH	GK	Horz	O/R Pad	Dir Lng	133	PV8	24v	T7	Key	300
4362	03-1869	02-3483	03-6564	7H15HD	GT	Vert Pad	S/W Pad	Dir GM	119	PV7	12v	T8	Spline	240
4368	03-1404S	02-0601S	03-6552	7H15-SUPHD	GQ	Lat Pad	3/4x7/8	Dir Lng	119	PV8	12v	T5D	Key	300
4369	03-1004	02-3512S	03-6553	7H15-SUPHD	GSA	Lat Pad	O/R Pad	Dir Sht	126	PV10	12v	T5D	Key	300
4370	03-1002	02-3514S	03-6552	7H15-SUPHD	GQ	Lat Pad	3/4x7/8	Dir Sht	126	PV12	12v	T5D	Key	240
4376	03-1401S	02-0606S	03-6553	7H15-SUPHD	GSA	Lat Pad	O/R Pad	Dir Sht	125	PV6	12v	T5D	Key	300
4377	03-1405S	02-0606S	03-6552	7H15-SUPHD	GQ	Lat Pad	3/4x7/8	Dir Sht	125	PV6	12v	T5D	Key	300
4378	03-0624	02-3514S	03-6565	7H15-SUPHD	4802	Vert	S/W Pad	Dir Sht	126	PV10	12v	T5D	Key	300
4379	03-1408	NSS	03-6553	7H15-SUPHD	GSA	Lat Pad	O/R Pad	Dir Sht	126	PV7	12v	T5D	Key	300
4381	03-0622	02-3514S	03-6534A	7H15-SUPHD	MDA	Horz	1"-14	Dir Sht	126	PV12	12v	T5D	Key	300
4382	03-3814	NSS	03-6555	7H15-ENH	GWA	Horz	Nav.Pad	Dir Lng	119	PV6	12v	T5D	Key	300
4383	03-1001C	02-1002S	03-6552	7H15-SUPHD	GQ	Lat Pad	3/4x7/8	Ear	125	2	12v	T5D	Key	300
4384	03-1406	02-3512S	03-6552	7H15-SUPHD	GQ	Lat Pad	3/4x7/8	Dir Sht	126	PV10	12v	T5D	Key	300

NOTE: Refer notes and abbreviations on page 279.

Section V: Illustrated

Sanden - Compressors

Listed in ascended order by Sanden number (continued).

SANDEN NUMBER	TAP # COMP.	TAP # CLUTCH	TAP # HEAD	SD MODEL	FITTING HEAD	POS.	FITTING SIZE	MOUNT	Dia. mm	PULLEY grv	volt	WIRE END	SHAFT	OIL cc's
4389	03-1012	NSS	03-6553	7H15-SUPHD	GSA	Lat Pad	O/R Pad	Dir Sht	126	PV7	24v	-	Key	300
4391	03-3418S	02-0601S	03-6556	7H15-SUPHD	KCA	Horz	3/4x7/8	Dir Lng	119	PV8	12v	T5D	Key	300
4392	03-1403S	02-1002S	03-6533A	7H15-SUPHD	JDA	Vert	3/4x7/8	Ear	125	2	12v	T5D	Key	300
4393	03-1403S	NSS	03-6533A	7H15-SUPHD	JDA	Vert	3/4x7/8	Ear	132	2	12v	T3 *	Key	300
4394	03-1409	02-0601S	03-6552	7H15-SUPHD	GQ	Lat Pad	3/4x7/8	Ear	119	PV8	12v	T5D	Key	300
4396	03-1869	02-0609	03-6564	7H15HD	GT	Vert Pad	S/W Pad	Dir GM	119	PV7	12v	T8	Spline	240
4398	03-1407	NSS	03-6553	7H15SHD	GSA	Lat Pad	O/R Pad	Dir Lng	123	PV8	12v	T5D	Key	300
4399	03-3503	NSS	03-6554	7H15-SUPHD	GV	Horz	Univ.Pad	Dir Sht	119	PV7	12v	T11D,J3	Key	135
4400	03-1874	02-3515	NSS	7H15	4400	Lat Pad	S/W Pad	Dir Lng	120	PV8	12v	T8	Key	74
4401	03-3802T	NSS	03-6554	7H15-ENH	GV	Horz	Univ.Pad	Dir Lng	125	2	12v	T3D	Key	300
4402	03-3821	(9)	03-6534A	7H15-ENH	MDA	Horz	1"-14	Dir Lng	138	1	24v	T2D	Key	300
4404	03-3504	(9)	03-6540G	7H15	KG	Horz	3/4x7/8	Dir Lng	119	PV8	12v	T5D	Key	300
4405	03-3505	(9)	03-6533A	7H15	JDA	Vert	3/4x7/8	Dir Lng	119	PV10	12v	T3D	Key	300
4407	03-0811	02-3512	03-6563	7H15	4418	Vert	Nav.Pad	Dir Sht	126	PV10	12v	T5D	Key	300
4408	03-1410	02-0606S (9)	03-6553	7H15-SUPHD	GSA	Lat Pad	O/R Pad	Ear	125	PV6	12v	T5D	Key	300
4409	03-3819	02-3504	03-6533A	ENH-SPRHD	JDA	Vert	3/4x7/8	Ear	152	2	24v	T2D	Key	300
4410	03-0621S	02-0601S	NSS	7H15-SUPHD	WJ	Vert Pad	3/4x7/8	Dir Lng	119	PV8	12v	T5D	Key	300
4411	03-1005	NSS (9)	03-6534A	7H15-SUPHD	MDA	Horz	1"-14	Dir Sht	126	PV10	12v	T5D	Key	300
4412	03-1005	NSS (9)	03-6534A	7H15-SUPHD	MDA	Horz	1"-14	Dir Sht	126	PV10	12v	T5D	Key	300
4417	03-0609	02-0601	03-6551	7H15HD	GH	Horz	Frtl. Pad	Dir Lng	119	PV8	12v	T5D	Key	300
4418	03-0804	02-0601	03-6563	7H15HD	4418	Vert	Nav.Pad	Dir Lng	119	PV8	12v	T5D	Key	300
4419	03-3702T	02-1002	03-6554	7H15-FLX	GV	Horz	Univ.Pad	Dir Lng	125	2	12v	T3D,J1	Key	200
4420	03-3708T	02-0601	03-6554	7H15-FLX	GV	Horz	Univ.Pad	Dir Lng	119	PV8	12v	T3D,J1	Key	200
4421	03-0607	02-0601	03-6534A	7H15HD	MDA	Horz	1"-14	Dir Lng	119	PV8	12v	T5D	Key	300
4422	03-0427	02-0430	NSS	7H15HD	WH	Vert Pad	3/4x7/8	Dir Lng	119	PV8	12v	T14	Key	300
4423	03-0432	02-0435	NSS	7H15HD	WJ	Vert Pad	3/4x7/8	Dir Lng	125	PV6	12v	T10	Key	300
4424	03-1401	02-0606	03-6553	7H15HD	GSA	Vert	O/R Pad	Dir Lng	125	PV6	12v	T5D	Key	300
4425	03-1405	02-0606	03-6552	7H15HD	GQ	Lat Pad	3/4x7/8	Dir Lng	125	PV6	12v	T5D	Key	300
4426	03-1001C	02-1002	03-6552	7H15HD	GQ	Lat Pad	3/4x7/8	Ear	125	2	12v	T5D	Key	300
4427	03-0434	02-0430	NSS	7H15HD	WJ	Vert Pad	3/4x7/8	Ear	119	PV8	12v	T10	Key	300
4428	03-0614	02-1604	03-6556	7H15HD	KCA	Horz	3/4x7/8	Dir Lng	132	2	12v	T5D	Key	300
4429	03-0612	02-1604	03-6551	7H15HD	GH	Horz	Frtl. Pad	Ear	132	2	12v	T5D	Key	300
4430	03-0610	02-0606	03-6551	7H15HD	GH	Horz	Frtl. Pad	Dir Lng	125	PV6	12v	T5D	Key	300
4431	03-0601	02-0601	03-6534A	7H15HD	MDA	Horz	1"-14	Ear	119	PV8	12v	T5D	Key	300
4432	03-1404	02-0601	03-6552	7H15HD	GQ	Lat Pad	3/4x7/8	Dir Lng	119	PV8	12v	T5D	Key	300
4433	03-1403	02-1002	03-6533A	7H15HD	JDA	Vert	3/4x7/8	Ear	125	2	12v	T5D	Key	300
4434	03-3709	02-1604	03-6554	7H15-FLX	GV	Horz	Univ.Pad	Ear	132	2	12v	T3D,J1	Key	200
4435	03-3719	02-3485	03-6554	7H15-FLX	GV	Horz	Univ.Pad	Ear	132	2	24v	T3D,J1	Key	200
4440	03-1853S	02-3515	03-6564	7H15HD	GT	Vert Pad	S/W Pad	Dir Lng	130	PV6	12v	T13	Spline	135
4451	call	NSS	03-6554	7H15HD	GV	Horz	Univ.Pad	Ear	119	PV8	12v	T1	Key	200
4453	03-3508	02-3468 (9)	03-6534A	7H15	MDA	Horz	1"-14	Ear	119	PV8	12v	T3D,J1	Key	200
4455	03-3530	NSS	NSS	7H13	JE	Vert	-	Ear Mid	119	PV6	12v	T1	Key	135
4456	call	NSS	NSS	7H13	JE	Vert	3/4x7/8	Ear Mid	125	2	12v	T1	Key	135
4457	03-3709A	02-1604	03-6554	7H15-FLX	GV	Horz	Univ.Pad	Ear	132	2	12v	T3D,J1	Key	200
4458	03-3709C	02-1604	03-6554	7H15-FLX	GV	Horz	Univ.Pad	Ear	133	2	12v	T3D,J1	Key	200
4460	03-3708A	02-0601	03-6554	7H15-FLX	GV	Horz	Univ.Pad	Ear	119	PV8	12v	T3D,J1	Key	200
4465	03-1874	NSS	NSS	7H15HD	4400	Lat Pad	S/W Pad	Dir Lng	119	PV8	12v	T8	Key	74
4467	03-3403	NSS	NSS	7H15HD	UK	Vert	Spc'l Pad	Ear	128	PV6	12v	T5D,J2	Key	0
4468	03-3729	02-3481	call	7H15SHD	GK	Horz	O/R Pad	Ear	138.5	1	24v	T7	Key	300
4469	03-0410	02-0431	NSS	7H15HD	WJ	Vert Pad	3/4x7/8	Ear	132	2	12v	T10	Key	300
4471	03-0602	02-1604 (10)	03-6557	7H15HD	MJA	Horz	1"-14	Ear	132	2	12v	T5D	Key	240
4472	03-0612	02-1604 (10)	03-6551	7H15HD	GH	Horz	Frtl. Pad	Ear	132	2	12v	T5D	Key	300

NOTE: Refer notes and abbreviations on page 279.

Compressors - Sanden

Section V: Illustrated

Listed in ascended order by Sanden number (continued).

SANDEN NUMBER	TAP # COMP.	TAP # CLUTCH	TAP # HEAD	SD MODEL	FITTING HEAD	POS.	FITTING SIZE	MOUNT	Dia. mm	PULLEY grv	volt	WIRE END	SHAFT	OIL cc's
4473	03-0610	02-0606	03-6551	7H15HD	GH	Horz	Frtl. Pad	Dir Lng	125	PV6	12v	T5D	Key	300
4474	03-0421	02-0430	NSS	7H15HD	WH	Vert Pad	3/4x7/8	Dir Lng	119	PV8	12v	T10	Key	300
4475	03-0605	02-1606 (7)	03-6541A	7H15HD	CBA	Vert	1"-14	Dir Lng	125	PV6	12v	T5D	Spline	300
4477	03-0601	02-0601	03-6557	7H15HD	MJA	Horz	1"-14	Ear	119	PV8	12v	T5D	Key	300
4478	03-3730	02-3477	03-6534	7H15SHD	MD	Horz	1"-14	Ear	152	2	12v	T2	Key	285
4479	03-3732	02-3486	call	7H15SHD	GK	Horz	O/R Pad	Ear	152	1	24v	T7	Key	300
4480	03-3499	02-3479	03-6540C	7H15SHD	KC	Horz	3/4x7/8	Ear	138.5	1	12v	T12	Key	300
4482	03-0607	02-0601 (8)	03-6557	7H15HD	MJA	Horz	1"-14	Dir Lng	119	PV8	12v	T5D	Key	300
4484	03-1403	02-0602	03-6533A	7H15HD	JDA	Vert	3/4x7/8	Ear	125	2	12v	T5D	Spline	300
4485	03-0609	02-0601	03-6551	7H15HD	GH	Horz	Frtl. Pad	Dir Lng	130	PV8	12v	T5D	Key	300
4486	03-0427	02-0430	NSS	7H15HD	WH	Vert Pad	3/4x7/8	Dir Lng	119	PV8	12v	T14	Key	300
4487	03-3733	02-3482	call	7H15SHD	GK	Horz	O/R Pad	Ear	130	PV8	24v	T7	Key	300
4488	03-0603	02-1604	03-6533A	7H15HD	JDA	Vert	3/4x7/8	Ear	132	2	12v	T5D	Key	300
4489	03-3731	02-3504	03-6534	7H15SHD	MD	Horz	1"-14	Ear	152	2	24v	T2	Key	285
4490	03-1600	02-0608	03-6562	7H15HD	WV	Horz Pad	VolvoPad	Ear	130	PV8	12v	T5D	Key	300
4491	03-0604	02-1604 (10)	03-6533	7H15HD	JD	Vert	3/4x7/8	Dir Lng	132	2	12v	T5D	Key	300
4492	03-0606	02-1606 (7)	03-6534A	7H15HD	MDA	Horz	1"-14	Dir Lng	125	PV6	12v	T5D	Spline	300
4493	03-1608	02-0608	03-6562	7H15HD	WV	Horz Pad	VolvoPad	Dir Sht	130	PV8	12v	T5D	Key	300
4494	03-1605	02-1606	03-6562	7H15HD	WV	Horz Pad	VolvoPad	Dir Lng	125	PV6	12v	T5D	Spline	300
4495	03-3508	02-0601	03-6554	7H15HD	GV	Horz	Univ.Pad	Ear	119	PV8	12v	T3D,J1	Key	200
4496	03-0434	02-0430	NSS	7H15HD	WJ	Vert Pad	3/4x7/8	Ear	119	PV8	12v	T10	Key	300
4497	03-0435	02-3503	NSS	7H15HD	SJ	Horz	O/R Pad	Ear	132	2	12v	T10	Key	300
4498	03-3741	NSS	03-6556	7H15SHD	KCA	Horz	3/4x7/8	Dir Lng	133	PV8	12v	T7	Key	300
4499	03-3737	02-3510	03-6534	7H15SHD	MD	Horz	1"-14	Dir Lng	152	PV8	12v	T2	Key	285
4508	03-3488	02-3476	03-6543	5H14	FL	Vert	3/4x7/8	Ear	125	PV10	12v	T1	Key	210
4510	call	02-3064	03-6543	5H14HD	FL	Vert	3/4x7/8	Ear	132	2	12v	T1	Key	210
4511	03-3410	02-3469	03-6544	5H14HD	C	Vert	1"-14	Ear	158	1VG	12v	T1	Key	240
4513	03-3415	02-3064	03-6545	5H14	M	Horz	1"-14	Ear	132	2	12v	T1	Key	210
4514	03-3484	02-3475	03-6543	5H14	FL	Vert	3/4x7/8	Ear	119	PV7	12v	T1	Key	210
4516	03-3486	02-3489	03-6543	5H14HD	FL	Vert	3/4x7/8	Ear	158	1VG	24v	T1	Key	210
4521	03-3728	02-3470	03-6545	7H15HD	M	Horz	1"-14	Ear	125	2	24v	T1	Key	210
4522	03-3468	02-3475	03-6545	7H15	M	Horz	1"-14	Ear	119	PV8	12v	T1	Key	210
4523	03-3468	02-3475	03-6545	7H15	M	Horz	1"-14	Ear	119	PV8	12v	T1	Key	210
4525	03-3419	02-3064	03-6544	7H15HD	C	Vert	1"-14	Ear	132	2	12v	T1	Key	240
4526	03-3496	02-3476	03-6545	5H14	M	Horz	1"-14	Ear	125	PV10	12v	T1	Key	210
4527	03-3726	02-3470	03-6544	7H15	C	Vert	1"-14	Ear	132	2	24v	T1	Key	175
4529	03-3419	02-3064	03-6544	7H15HD	C	Vert	1"-14	Ear	132	2	12v	T1	Key	240
4530	03-3420	02-3087	03-6543	5H14HD	FL	Vert	3/4x7/8	Ear	122	1	12v	T1	Key	210
4531	03-3708D w/03-6514	02-3066	03-6545		M	Horz	1"-14	Ear	119	PV7	12v	T1	Key	210
4532	03-3717 w/03-6511	NSS	03-6543		FL	Vert	3/4x7/8	Ear	152	2	24v	T1	Key	210
4536	03-3440A	02-3064	03-6546	7H15HD	K	Horz	3/4x7/8	Ear	132	2	12v	T3D	Key	135
4537	03-3727A	02-3470	03-6546	7H15HD	K	Horz	3/4x7/8	Ear	132	2	24v	T1	Key	175
4538	03-0625	02-1604	03-6551	7H15	GH	Horz	Frtl. Pad	Dir Lng	132	2	12v	T5D	Key	300
4540	03-0626	02-1604	03-6565	7H15	4802	Vert	S/W Pad	Dir Lng	132	2	12v	T5D	Key	300
4541	03-0808	02-3514 (9)	03-6563	7H15	4418	Vert	Nav.Pad	Dir Sht	126	PV12	12v	T5D	Key	300
4543	03-0616	02-0610S	03-6551	7H15-SUPHD	GH	Horz	Frtl. Pad	Dir Sht	140	PV8	12v	T5D	Key	300
4544	03-0802	02-0601	03-6555	7H15HD	GWA	Horz	Nav.Pad	Dir Lng	119	PV8	12v	T5D	Key	300
4545	03-3803	NSS	NSS	7H15-ENH	KF	Horz	1-1/16x3/4	Dir Lng	119	PV8	12v	T12D	Key	270
4547	03-1874	NSS	NSS	7H15	4400	-	-	Dir Lng	120	PV8	12v	T8	Key	74
4548	03-0617	NSS	NSS	7H15	WH	Vert Pad	3/4x7/8	Dir Lng	119	PV8	12v	T5D	Key	300
4549	03-0610S	02-0606S	03-6551	7H15-SUPHD	GH	Horz	Frtl. Pad	Dir Sht	125	PV6	12v	T5D	Key	300

NOTE: Refer notes and abbreviations on page 279.

Section V: Illustrated

Sanden - Compressors

Listed in ascended order by Sanden number (continued).

SANDEN NUMBER	TAP # COMP.	TAP # CLUTCH	TAP # HEAD	SD MODEL	FITTING HEAD	POS.	FITTING SIZE	MOUNT	Dia. mm	PULLEY grv	volt	WIRE END	SHAFT	OIL cc's
4577	03-1013	NSS	NSS	7H15-SUPHD	4577	-	-	Dir Sht	126	PV7	12v	T5D	Key	300
4578	03-0813	NSS	03-6534A	7H15-SUPHD	MDA	Horz	1"-14	Dir Lng	133	PV6	12v	-	-	300
4580	03-3829	NSS	NSS	7H15-ENH	KF	Horz	1-1/16x3/4	Dir Lng	126	1	24v	T12	Key	300
4581	03-1203	NSS	03-6562	7H15-ENH	WV	Horz Pad	VolvoPad	Dir Lng	119	PV8	12v	-	Key	300
4584	03-0814	NSS	NSS	7H15HD	4018	Lat Pad	Nav.Pad	Dir Lng	119	PV8	12v	T5D	-	300
4585	03-0815	NSS	NSS	7H15-ENH	4018	Lat Pad	Nav.Pad	Dir Lng	119	PV6	12v	-	-	300
4586	03-3835	NSS	03-6534	7H15SHD	MD	Horz	1"-14	Dir	152	8	12v	2 wire	-	300
4592	03-3549	NSS	NSS	7H15HD	4545	Horz	3/4x7/8	Dir Lng	119	PV8	24v	-	-	300
4600	03-3492	NSS	03-6533		JD	Vert	3/4x7/8	Ear	125	PV6	12v	-	Key	270
4602	03-0420	02-0434	NSS	7H15	WH	Vert Pad	3/4x7/8	Dir Lng	169	1	12v	T10	Key	300
46023	03-0415	-	NSS	7H15	WH	Vert Pad	3/4x7/8	Dir Lng	-	-	-	-	Key	300
4603	03-0410	02-0431	NSS	7H15	WJ	Vert Pad	3/4x7/8	Ear	132	2	12v	T10	Key	300
46033	03-0414	-	NSS	7H15	WJ	Vert Pad	3/4x7/8	Ear	-	-	-	-	Key	300
4604	03-3729	02-3481	call	7H15SHD	GK	Horz	O/R Pad	Ear	138.5	1	24v	T7	Key	300
4608	03-3749	02-3505	call	7H15SHD	GK	Horz	O/R Pad	Ear	138	1	12v	T7	Key	300
4609	03-3730	02-3477	03-6534	7H15SHD	MD	Horz	1"-14	Ear	152	2	12v	T2	Key	240
4611	03-3731	02-3504	03-6534	7H15SHD	MD	Horz	1"-14	Ear	152	2	24v	T2	Key	285
4615	03-0615**	02-0601S	03-6565	7H15HD	4802	Vert	S/W Pad	Dir Lng	119	PV8	12v	T5D	Key	300
4616	03-3802	NSS	03-6554	7H15-ENH	GV	Horz	Univ.Pad	Ear	125	2	12v	T3D	Key	300
4617	03-3491	02-3477	03-6534	7H15SHD	MD	Horz	1"-14	Ear	152	2	12v	T1	Key	300
4618	03-1844	02-3498	NSS	7H15HD	SJA	Horz	O/R Pad	Ear	119	PV7	12v	T5D	Key	240
4626	03-3416	02-3464 (3)	03-6533	7H15HD	JD	Vert	3/4x7/8	Dir Lng	132	2	12v	T4	Key	300
4627	03-3490	02-3063	03-6533	7H15HD	JD	Vert	3/4x7/8	Ear	125	2	12v	T4	Key	300
4628	03-3414	02-3079	03-6533	7H15	JD	Vert	3/4x7/8	Dir Frd	119	PV6	12v	T1	Key	240
4637	03-3407	02-3472	03-6540C	7H15SHD	KC	Horz	3/4x7/8	Ear	133	PV8	12v	T12	Key	270
4639	03-3470	02-3464A	03-6533	7H15HD	JD	Vert	3/4x7/8	Ear	132	2	12v	T3 *	Key	270
4640	03-3732	02-3486	call	7H15SHD	GK	Horz	O/R Pad	Ear	152	1	24v	T7	Key	300
4641	03-3498	02-3468 (5)	03-6534	7H15	MD	Horz	1"-14	Dir Lng	119	PV6	12v	T1	Key	240
4643	03-3419	02-3464	03-6541	7H15HD	CB	Vert	1"-14	Ear	132	2	12v	T1	Key	240
4644	03-3470	02-3464A	03-6533A	7H15HD	JDA	Vert	3/4x7/8	Ear	132	2	12v	T3D	Key	300
4645	03-3471	02-3468 (5)	03-6533A	7H15HD	JDA	Vert	3/4x7/8	Ear	119	PV7	12v	T3D	Key	300
4646	03-3422	02-3464A	03-6557	7H15HD	MJA	Horz	1"-14	Ear	132	2	12v	T3D	Key	240
4647	03-3470	02-3464A	03-6533A	7H15HD	JDA	Vert	3/4x7/8	Ear	132	2	12v	T3D	Key	240
4648	03-3560	NSS	NSS	7H15-SUPHD	YE	Vert	Pad Top	Dir Sht	126	PV10	24v	-	Key	240
4651	03-0817	NSS	03-6555	7H15HD	GWA	Horz	Nav.Pad	Dir Lng	125	PV6	24v	T5D	Key	240
4652	03-3489	02-3471	03-6533	7H15HD	JD	Vert	3/4x7/8	Ear	125	2	24v	T4	Key	270
4653	03-0436	02-0435	03-6541	7H15	CB	Vert	1"-14	Ear	119	PV6	12v	T10	Key	240
4654	03-3470D	02-3477	03-6533	7H15SHD	JD	Vert	3/4x7/8	Ear	132	2	12v	T1	Key	270
4656	03-3729	02-3481	call	7H15	GK	Horz	O/R Pad	Ear	138	1	24v	T7	Key	300
4659	03-1612	02-3509	03-6540C	7H15	KC	Horz	3/4x7/8	Ear	130	PV8	12v	T4	Key	270
4660	03-3784	02-3468(10)	03-6533A	7H15	JDA	Vert	3/4x7/8	Ear	119	PV8	12v	T3D,J1	Key	270
4661	03-3499	02-3479	03-6540C	7H15SHD	KC	Horz	3/4x7/8	Ear	138.5	1	12v	T12	Key	300
4663	03-3490	02-3063	03-6533	7H15	JD	Vert	3/4x7/8	Ear	125	2	12v	T1 *	Key	135
4664	03-3470	02-3464A	03-6533	7H15HD	JD	Vert	3/4x7/8	Ear	132	2	12v	T3D,J1	Key	240
4665	03-3471	02-3468 (5)	03-6533	7H15HD	JD	Vert	3/4x7/8	Ear	119	PV7	12v	T3D	Key	300
4666	03-3418	02-3468	03-6540C	7H15	KC	Horz	3/4x7/8	Dir Lng	119	PV8	12v	T1	Key	240
4667	03-3718W	02-3468	03-6540C	7H15	KC	Horz	3/4x7/8	Dir Lng	119	PV8	12v	T5D	Key	300
4672	03-3468W	02-3468A(9)	03-6534A	7H15HD	MDA	Horz	1"-14	Ear	119	PV8	12v	T3D *	Key	240
4673	03-3509	NSS	03-6540C	7H15SHD	KC	Horz	3/4x7/8	Ear	132	2	12v	T1	Key	270
4675	03-0809	02-3514 (9)	NSS	7H15	4018	Lat Pad	Nav.Pad	Dir Sht	126	PV12	12v	T5D	Key	300
4676	03-3809	02-0601	03-6555	7H15-ENH	GWA	Horz	Nav.Pad	Dir Lng	119	PV8	12v	T5D	Key	300
4678	03-0806	NSS	03-6533A	7H15	JDA	Vert	3/4x7/8	Dir Lng	126	PV12	12v	T3D	Key	300

NOTE: Refer notes and abbreviations on page 279.

Listed in ascended order by Sanden number (continued).

SANDEN NUMBER	TAP # COMP.	TAP # CLUTCH	TAP # HEAD	SD MODEL	FITTING HEAD	POS.	FITTING SIZE	MOUNT	Dia. mm	PULLEY grv	volt	WIRE END	SHAFT	OIL cc's
4685	call	NSS	03-6540C	7H15	KC	Horz	3/4x7/8	Dir Lng	119	PV6	12v	-	Key	135
4687	03-0600	02-0606 (8)	03-6541A	7H15HD	CBA	Vert	1"-14	Dir Lng	125	PV6	12v	T3D	Key	240
4691	call	NSS	NSS	7H15	GN	-	-	Dir Lng	119	PV6	12v	-	Spline	240
4693	call	NSS	NSS	7H15	SJ	Horz	O/R Pad	Dir Lng	120	PV6	12v	-	Spline	240
4694	03-1611	02-1604	03-6533	7H15HD	JD	Vert	3/4x7/8	Ear	132	2	12v	T5D	Key	300
4695	03-0604	02-1604	03-6533A	7H15HD	JDA	Vert	3/4x7/8	Dir Lng	125	2	12v	T5D	Key	300
4696	03-1001C	02-1002	03-6552	7H15HD	GQ	Lat Pad	3/4x7/8	Ear	125	2	12v	T5D	Key	300
4698	03-3800	02-3472	03-6533	7H15SHD	JD	Vert	3/4x7/8	Dir Lng	133	PV8	12v	T12	Key	300
4699	03-1604	02-1604	03-6533	7H15HD	JD	Vert	3/4x7/8	Dir Lng	132	2	12v	T5D	Key	300
4700	03-1601	02-0608	03-6540C	7H15	KC	Horz	3/4x7/8	Ear	130	PV8	12v	T5D	Spline	300
4702	call	NSS	03-6540C	7H15	KC	Horz	3/4x7/8	Dir Lng	119	PV6	12v	-	Key	135
4704	03-0435	02-3503	NSS	7H15	SJ	Horz	O/R Pad	Ear	132	2	12v	T10	Key	300
4705	03-1400	02-0601	03-6552	7H15HD	GQ	Lat Pad	3/4x7/8	Ear	119	PV8	12v	T5D	Key	300
4707	03-1857	02-3468	03-6558	7H15	QC	Horz	O/R Pad	Ear	119	PV8	12v	T1	Key	135
4708	03-1858	02-3063	03-6558	7H15	QC	Horz	O/R Pad	Ear	125	2	12v	T1	Key	135
4709	03-3440	02-3063	03-6540G	7H15	KG	Horz	3/4x7/8	Ear	125	2	12v	T3D	Key	135
4710	03-3441	02-3468	03-6541	7H15	CB	Vert	1"-14	Ear	119	PV8	12v	T1	Key	135
4711	03-3784	02-3468	03-6533	7H15	JD	Vert	3/4x7/8	Ear	119	PV8	12v	T1	Key	135
4712	03-3722	02-3468	03-6540G	7H15	KG	Horz	3/4x7/8	Ear	119	PV8	12v	T1	Key	135
4713	03-1403	02-1002	03-6533A	7H15HD	JDA	Vert	3/4x7/8	Ear	125	2	12v	T3D *	Key	300
4714	03-0907	NSS	NSS	7H15	SJA	Horz	O/R Pad	Ear	105	1B	12v	-	Key	200
4715	03-1603	02-1602 (2)	03-6562	7H15	WV	Horz Pad	VolvoPad	Dir Lng	132	2	12v	T5D	Note 2	300
4716	03-1600	02-0608	03-6562	7H15	WV	Horz Pad	VolvoPad	Ear	130	PV8	12v	T5D	Key	300
4717	03-1602	02-1604	03-6562	7H15	WV	Horz Pad	VolvoPad	Ear	132	2	12v	T5D	Key	300
4718	03-0434	02-0430 (10)	NSS	7H15	WJ	Vert Pad	3/4x7/8	Ear	119	PV8	12v	T10D	Key	300
4720	03-3813	02-0601	NSS	7H15-ENH	4347	Vert	Pad-20°	Dir Lng	119	PV8	12v	T5D	Key	300
4726	03-3733	02-3482	call	7H15SHD	GK	Horz	O/R Pad	Ear	132	PV8	24v	T7	Key	300
4727	call	NSS	03-6540C	7H15HD	KC	Horz	3/4x7/8	Dir Lng	119	PV6	12v	-	Key	135
4730	03-0421**	call	NSS	7H15	WH	Vert Pad	3/4x7/8	Dir Lng	119	PV8	12v	T10	Spline	240
4731	03-1401	02-1606 (7)	03-6553	7H15HD	GSA	Lat Pad	O/R Pad	Dir Lng	125	PV6	12v	T5D	Spline	300
4733	03-1608	02-1609	03-6562	7H15HD	WV	Horz Pad	VolvoPad	Dir Sht	130	PV8	12v	T5D	Spline	300
4734	03-0601	02-0601	03-6557	7H15HD	MJA	Horz	1"-14	Ear	119	PV8	12v	T5D	Key	300
4735	03-0602	02-1604 (10)	03-6534A	7H15HD	MDA	Horzz	1"-14	Ear	132	2	12v	T5D	Key	240
4736	03-0603	02-1604	03-6533A	7H15HD	JDA	Vert	3/4x7/8	Ear	132	2	12v	T5D	Key	300
4737	03-3510	NSS	call	7H15	GK	Horz	O/R Pad	Ear	119	PV8	12v	T7	Key	300
4738	03-3511	02-3472	03-6533	7H15SHD	JD	Vert	3/4x7/8	Ear	133	PV8	12v	T12	Key	270
4739	03-1402	02-0609 (7)	03-6540G	7H15HD	KG	Horz	3/4x7/8	Ear	119	PV8	12v	T5D	Spline	300
4740	03-1403	02-0602 (7)	03-6533A	7H15HD	JDA	Vert	3/4x7/8	Ear	125	2	12v	T5D	Spline	300
4741	03-3724	02-3471	03-6533	7H15HD	JD	Vert	3/4x7/8	Ear	125	2	24v	T1	Key	175
4742	03-3727	02-3471	03-6540G	7H15HD	KG	Horz	3/4x7/8	Ear	125	2	24v	T1	Key	175
4743	03-3726	02-3471	03-6541	7H15HD	CB	Vert	1"-14	Ear	125	2	24v	T1	Key	175
4744	03-3728	02-3471	03-6534	7H15HD	MD	Horz	1"-14	Ear	125	2	24v	T1	Key	175
4745	03-3444	02-3444	03-6533	7H15HD	JD	Vert	3/4x7/8	Ear	158	1VG	24v	T1	Key	175
4746	03-3725	02-3480	03-6533	7H15HD	JD	Vert	3/4x7/8	Ear	158	1VG	12v	T1	Key	175
4747	03-3721	02-3480	03-6541	7H15HD	CB	Vert	1"-14	Ear	158	1VG	12v	T1	Key	175
4752	03-0604	02-1604 (10)	03-6533	7H15HD	JD	Vert	3/4x7/8	Dir Lng	132	2	12v	T5D	Key	300
4753	03-0437	call	NSS	7H15	SJ	Horz	O/R Pad	Ear	119	PV8	12v	T10	Spline	300
4754	03-1859	02-3484	NSS	7H15	WH	Vert Pad	3/4x7/8	Dir Sht	130	PV7	12v	T8	Spline	300
4756	03-0605	02-1606	03-6541A	7H15HD	CBA	Vert	1"-14	Dir Lng	125	PV6	12v	T5D	Spline	300
4757	03-1605	02-1606	03-6562	7H15HD	WV	Horz Pad	VolvoPad	Dir Lng	125	PV6	12v	T5D	Spline	300
4759	03-1404	02-0609 (7)	03-6552	7H15HD	GQ	Lat Pad	3/4x7/8	Dir Lng	119	PV8	12v	T5D	Spline	300
4761	03-0606	02-1606	03-6534A	7H15HD	MDA	Horz	1"-14	Dir Lng	125	PV6	12v	T5D	Spline	300

NOTE: Refer notes and abbreviations on page 279.

Section V: Illustrated

Sanden - Compressors

Listed in ascended order by Sanden number (continued).

SANDEN NUMBER	TAP # COMP.	TAP # CLUTCH	TAP # HEAD	SD MODEL	FITTING HEAD	POS.	FITTING SIZE	MOUNT	Dia. mm	PULLEY grv	volt	WIRE END	SHAFT	OIL cc's
4762	03-3718A	call	03-6533	7H15HD	JD	Vert	3/4x7/8	Ear	123	PV8	24v	T1	Key	175
4763	03-3718 w/03-6513	call	03-6541		CB	Vert	1"-14	Ear	119	PV8	24v	T1	Key	175
4764	03-3718 w/03-6514	call	03-6534		MD	Horz	1"-14	Ear	119	PV8	24v	T1	Key	175
4765	03-3718 w/03-6512	03-6540G	03-6540G		KG	Horz	3/4x7/8	Ear	119	PV8	24v	T1	Key	175
4766	03-0438	NSS	NSS	7H15HD	SJ	Horz	O/R Pad	Dir Lng	119	PV8	12v	T10	Spline	300
4767	03-0427	02-0437	NSS	7H15HD	WH	Vert Pad	3/4x7/8	Dir Lng	119	PV8	12v	T14	Spline	300
4768	03-3737	02-3510	03-6534	7H15SHD	MD	Horz	1"-14	Dir Lng	152	PV8	12v	T2	Key	300
4769	03-3738	02-3482	call	7H15SHD	GK	Horz	O/R Pad	Dir Lng	132	PV8	24v	T7	Key	300
4775	03-0306	NSS	NSS	7H15	GH	Horz	Frtl. Pad	Dir Sht	119	PV8	12v	T6	Spline	210
4776	03-0607	02-0609	03-6557	7H15HD	MJA	Horz	1"-14	Dir Lng	119	PV8	12v	T5D	Spline	300
4777	03-1602	02-1602	03-6562	7H15HD	WV	Horz Pad	VolvoPad	Ear	132	2	12v	T5D	Spline	300
4778	03-1603	02-1602 (2)	03-6562	7H15HD	WV	Horz Pad	VolvoPad	Dir Lng	132	2	12v	T5D	Note 2	300
4779	03-3490	02-1002 (8)	03-6533	7H15HD	JD	Vert	3/4x7/8	Ear	125	2	12v	T4 *	Key	300
4780	03-3416	NSS	03-6533	7H15HD	JD	Vert	3/4x7/8	Dir Lng	132	2	12v	T4	Spline	300
4785	03-0305	call	NSS	7H15	GF	Vert	Pad-90°	Dir	130	PV7	12v	T6D	Spline	210
4792	03-1405	02-1606 (7)	03-6552	7H15	GQ	Lat Pad	3/4x7/8	Dir Lng	125	PV6	12v	T5D	Spline	300
4793	03-0801	02-0606	03-6555	7H15	GWA	Horz	Nav.Pad	Dir Lng	125	PV6	12v	T5D	Key	300
4795	03-3740	NSS	03-6534	7H15SHD	MD	Horz	1"-14	Dir Lng	152	PV8	24v	T2	Key	300
4796	03-1869	02-3483	03-6564	7H15HD	GT	Vert Pad	S/W Pad	Dir GM	119	PV7	12v	T8	Spline	240
4800	03-3808T	NSS	03-6554	7H15-ENH	GV	Horz	Univ.Pad	Dir Lng	119	PV8	12v	T3D	Key	300
4802	03-0618	02-0610S	03-6565	7H15-SUPHD	4802	Vert	S/W Pad	Dir Sht	140	PV8	12v	T5D	Key	300
4803	03-0810 (9)		03-6563	7H15HD	4418	Vert	Nav.Pad	Dir Lng	125	PV6	12v	T5D	Key	300
4804	03-0619	02-3512S	03-6565	7H15-SUPHD	4802	Vert	S/W Pad	Dir Sht	126	PV10	12v	T5D *	Key	300
4805	03-3808	02-3468A	03-6554	7H15-ENH	GV	Horz	Univ.Pad	Ear	119	PV8	12v	T1	Key	300
4806	03-3741	NSS	03-6556	7H15SHD	KCA	Horz	3/4x7/8	Dir Lng	133	PV8	12v	T7	Key	300
4808	03-0620	02-0601S	03-6534A	7H15-SUPHD	MDA	Horz	1"-14	Dir Lng	119	PV8	12v	T5D	Key	300
4810	03-0432	02-3506 (7)	NSS	7H15	WJ	Vert Pad	3/4x7/8	Dir Lng	125	PV6	12v	T10	Key	300
4813	03-3741	NSS	03-6556	7H15SHD	KCA	Horz	3/4x7/8	Dir Lng	132	PV8	12v	T7	Key	300
4815	03-0801	02-1606	03-6555	7H15	GWA	Horz	Nav.Pad	Dir Lng	125	PV6	12v	T5D	Spline	300
4816	03-0802	02-0609 (7)	03-6555	7H15	GWA	Horz	Nav.Pad	Dir Lng	119	PV8	12v	T5D	Key	200
4818	03-0609	02-0601	03-6551	7H15	GH	Horz	Frtl. Pad	Dir Lng	119	PV8	12v	T5D	Key	300
4819	03-0610	02-0606	03-6551	7H15	GH	Horz	Frtl. Pad	Dir Lng	125	PV6	12v	T5D	Key	300
4820	03-0611	02-0601	03-6551	7H15	GH	Horz	Frtl. Pad	Ear	119	PV8	12v	T5D	Key	300
4821	03-0612	02-1604	03-6551	7H15	GH	Horz	Frtl. Pad	Ear	132	2	12v	T5D	Key	300
4822	03-0803	02-0601	03-6533A	7H15	JDA	Vert	3/4x7/8	Dir Lng	119	PV8	12v	T5D	Key	300
4823	03-1607	02-1608	03-6540C	7H15	KC	Horz	3/4x7/8	Dir Sht	130	PV8	12v	T4	Spline	300
4825	03-0307	NSS	NSS	7H15	-	Vert	Spc'l Pad	Swing	130	PV6	12v	T6	Spline	300
4840	03-3747	NSS	call	7H15SHD	GK	Horz	O/R Pad	Dir Lng	152	PV8	24v	T7	Key	300
4848	03-0454	NSS	NSS	7H15	WH	Vert Pad	3/4x7/8	Dir Lng	119	PV6	12v	-	Spline	240
4850	03-1875	NSS	03-6564	7H15HD	4850	Vert	S/W Pad	Dir GM	119	PV8	12v	T8	Spline	240
4860	03-3702	02-1002	03-6554	7H15-FLX	GV	Horz	Univ.Pad	Ear	125	2	12v	T3D,J1	Key	200
4862	03-3712	02-3471(10)	03-6554	7H15-FLX	GV	Horz	Univ.Pad	Ear	125	2	24v	T3D,J1	Key	200
4864	03-3708	02-0601	03-6554	7H15-FLX	GV	Horz	Univ.Pad	Ear	119	PV8	12v	T3D,J1	Key	200
4866	03-3718	02-3508	03-6554	7H15-FLX	GV	Horz	Univ.Pad	Ear	119	PV8	24v	T3D,J1	Key	200
4868	03-3704	02-3480	03-6554	7H15-FLX	GV	Horz	Univ.Pad	Ear	158	1VG	12v	T3D,J1	Key	200
4870	03-3714	02-3499	03-6554	7H15-FLX	GV	Horz	Univ.Pad	Ear	158	1VG	24v	T3D,J1	Key	200
4872	03-3706	02-3511	03-6554	7H15-FLX	GV	Horz	Univ.Pad	Ear	125	PV10	12v	T3D,J1	Key	200
4874	03-3708D	02-3507	03-6554	7H15-FLX	GV	Horz	Univ.Pad	Ear	119	PV8	12v	T3D,J1	Key	200
4875	03-3707	02-3500	call	7H15-FLX	GK	Horz	O/R Pad	Ear	138	1	12v	T3D,J1	Key	200
4877	03-3713	02-3501	03-6554	7H15-FLX	GV	Horz	Univ.Pad	Ear	138	1	24v	T3D,J1	Key	200

NOTE: Refer notes and abbreviations on page 279.

Compressors - Sanden

Section V: Illustrated

Listed in ascended order by Sanden number (continued).

SANDEN NUMBER	TAP # COMP.	TAP # CLUTCH	TAP # HEAD	SD MODEL	FITTING HEAD	POS.	FITTING SIZE	MOUNT	Dia. mm	PULLEY grv	volt	WIRE END	SHAFT	OIL cc's
4881	03-3717	02-3504	03-6554	7H15-FLX	GV	Horz	Univ.Pad	Ear	152	2	24v	T3D,J1	Key	200
4883	03-1200	02-0606	03-6533	7H15	JD	Vert	3/4x7/8	Dir Lng	125	PV6	12v	T5D *	Key	300
4885	03-0433	02-0439	03-6534A	7H15	MDA	Horz	1"-14	Dir Lng	130	PV8	12v	T5D	Key	300
4890	03-1603	02-1604	03-6562	7H15	WV	Horz Pad	VolvoPad	Dir Lng	132	2	12v	T5D	Key	300
4891	03-1605	4891-9931	03-6562	7H15	WV	Horz Pad	VolvoPad	Dir Lng	132	6	12v	T5D	Key	300
4892	03-1608	02-0608	03-6562	7H15	WV	Horz Pad	VolvoPad	Dir Sht	130	PV8	12v	T5D	Key	300
4893	03-1602	02-1604	03-6562	7H15	WV	Horz Pad	VolvoPad	Ear	132	2	12v	T5D	Key	300
4894	03-3416	02-3464 (11)	03-6533	7H15	JD	Vert	3/4x7/8	Dir Lng	132	2	12v	T5D (11)	Key	300
4896	03-1611	02-3502	03-6533	7H15	JD	Vert	3/4x7/8	Ear	125	2	12v	T5D	Key	300
4897	03-3512 (9)		03-6556	7H15	KCA	Horz	3/4x7/8	Dir Lng	125	PV6	12v	T5D	Key	300
4979	03-0308	NSS	NSS	TRS105	-	-	-	TR Dir	95	PV7	12v	T6	-	240
5072	03-3400	NSS	03-6543	5H09	FL	Vert	3/4x7/8	Ear Sht	125	2	12v	T1	Key	100
5073	03-3408	NSS	03-6543	5H09	FL	Vert	3/4x7/8	Ear Sht	125	2	24v	T1	Key	100
5077	03-3406	NSS	NSS	5H09	K	Horz	3/4x7/8	Ear Sht	125	2	12v	T1	Key	100
6321	03-3565	NSS	03-6543	5H11	FL	Vert	3/4x7/8	Ear Mid	125	2	12v	-	-	133
6627	03-3489A	02-3470	03-6533	7H15HD	JD	Vert	3/4x7/8	Ear	132	2	24v	T3D	Key	200
6629	03-3484	02-3475	03-6543	5H14	FL	Vert	3/4x7/8	Ear	119	PV7	12v	T1	Key	175
6630	03-3440A	02-3064	03-6546	5H14	K	Horz	3/4x7/8	Ear	132	2	12v	T1 *	Key	210
6631	03-3415	02-3064	03-6545	5H14	M	Horz	1"-14	Ear	132	2	12v	T1	Key	175
6632	03-3719 w/03-6514	02-3485	03-6545		M	Horz	1"-14	Ear	132	2	24v	T1	Key	175
6634	03-3727A*	02-3470	03-6546	5H14	K	Horz	3/4x7/8	Ear	132	2	24v	T1	Key	175
6642	03-3709 w/03-6513	02-3064	03-6544		C	Vert	1"-14	Ear	132	2	12v	T15	Key	175
6655	03-3708D w/03-6514	02-3507	03-6545		M	Horz	1"-14	Ear	119	PV7	12v	T1	Key	210
6656	03-3488	02-3511	03-6543	5H14	FL	Vert	3/4x7/8	Ear	125	PV10	12v	T1	Key	175
6664	03-3470	02-3064	03-6543	7H15HD	FL	Vert	3/4x7/8	Ear	132	2	12v	T1	Key	210
6665	03-3489A	02-3470	03-6533	7H15HD	JD	Vert	3/4x7/8	Ear	132	2	24v	T3D	Key	200
6667	03-3719 w/03-6513	02-3485	03-6544		C	Vert	1"-14	Ear	132	2	24v	T1	Key	210
6670	03-3496	02-3476	03-6545	5H14	M	Horz	1"-14	Ear	125	PV10	12v	T1	Key	175
6671	03-3410	02-3469	03-6544	5H14	C	Vert	1"-14	Ear	158	1VG	12v	T1	Key	240
6672	03-3486	02-3486	03-6543	5H14	FL	Vert	3/4x7/8	Ear	158	1VG	24v	T1	Key	210
6674	03-3420	02-3087	03-6543	5H14	FL	Vert	3/4x7/8	Ear	122	1	12v	T1	Key	135
6675	03-3708D w/03-6514	02-3507	03-6545		M	Horz	1"-14	Ear	119	PV6	12v	T1	Key	210
6676	03-3440A	02-3064	03-6546	5H14	K	Horz	3/4x7/8	Ear	132	2	12v	T1 *	Key	200
6677	03-3709 w/03-6513	02-3064	03-6544		C	Vert	1"-14	Ear	132	2	12v	T1	Key	210
6678	03-3709 w/03-6513	02-3064	03-6544		C	Vert	1"-14	Ear	132	2	12v	T1	Key	210
6679	03-3717 w/03-6511	03-6543	03-6543		FL	Vert	3/4x7/8	Ear	152	2	24v	T1	Key	210
6680	03-3719 w/03-6512	02-3485	03-6546		K	Horz	3/4x7/8	Ear	132	2	24v	T1	Key	210
6681	03-3832	NSS	03-6543	5H14HD	FL	Vert	3/4x7/8	Ear	152	1	12v	T1	Key	210
6697	call	NSS	03-6543	5H14SHD	FL	Vert	3/4x7/8	Ear	119	PV8	24v	T1	Key	175
7170	03-3824	NSS	NSS	7B10	PB	-	-	Ear	115	2	12v	T1	-	100
7176	03-3556	NSS	NSS	7B10	PB	-	-	Ear	112	PV6	12v	T1	Key	100
7304	03-3530	NSS	NSS	7H13	JE	Vert	3/4x7/8	Ear Mid	119	PV6	12v	T1	Key	135
7344	03-3531	NSS	NSS	7H13	WM	Horz Pad	Spcl Pad	Dir	125	1A	24v	T1	Key	175
7351	03-3532G	NSS	NSS	7H13	WM	Horz Pad	Spcl Pad	Dir	146	1B	24v	T1	-	135
7360	03-3533	NSS	03-6561	7H13	WL	Vert Pad	Spcl Pad	Dir	146	1B	24v	T1	Key	135
7361	03-3534	NSS	03-6561	7H13	WL	Vert Pad	Spcl Pad	-	125	1A	24v	T1	Key	135

NOTE: Refer notes and abbreviations on page 279.

Section V: Illustrated

Sanden - Compressors

Listed in ascended order by Sanden number (continued).

SANDEN NUMBER	TAP # COMP.	TAP # CLUTCH	TAP # HEAD	SD MODEL	FITTING HEAD	POS.	FITTING SIZE	MOUNT	Dia. mm	PULLEY grv	volt	WIRE END	SHAFT	OIL cc's
7803	03-1843	02-1002	NSS	7H15	SJA	Horz	O/R Pad	Ear	125	2	12v	T5D	Key	270
7804	03-0421	02-0430	NSS	7H15HD	WH	Vert Pad	3/4x7/8	Dir Lng	119	PV8	12v	T10	Key	300
7819	03-3480	02-3063	03-6534	7H15	MD	Horz	1"-14	Ear	125	2	12v	T1	Key	150
7822	03-3468	02-3468	03-6534	7H15	MD	Horz	1"-14	Ear	119	PV8	12v	T1	Key	240
7864	03-3708D call w/03-6512		03-6540G		KG	Horz	3/4x7/8	Ear	119	PV6	12v	T1	Key	135
8017	03-3489A	02-3485	03-6533	7H15HD	JD	Vert	3/4x7/8	Ear	125	2	24v	T3D	Key	270
8025	03-3708D call w/03-6512	02-3507	03-6540G		KG	Horz	3/4x7/8	Ear	119	PV6	12v	T1	Key	135
8045	03-3513	NSS	NSS	7H15	WZ	Horz Pad	VolvoPad	Ear	132	2	24v	T16	-	240
8053	03-3551	02-3485	NSS	7H15SHD	JE	Vert	3/4x7/8	Ear	132	2	24v	T3D	Key	270
8069	03-3514	NSS	NSS	7H15	FZ	-	-	Ear	132	2	24v	T16	Spline	240
8088	03-3411	02-3477	03-6558	7H15HD	QC	Horz	O/R Pad	Ear	140	2	12v	T15	-	190
8090	03-3552	NSS	03-6534	7H15HD	MD	Horz	1"-14	Dir Sht	119	PV8	24v	-	Spline	200
8103	03-3784	02-3468	03-6533	7H15	JD	Vert	3/4x7/8	Ear	119	PV8	12v	T1	Key	135
8104	03-3470	02-3464	03-6533	7H15HD	JD	Vert	3/4x7/8	Ear	132	2	12v	T3D	Key	240
8105	03-3414	02-3079	03-6533	7H15	JD	Vert	3/4x7/8	Dir Frd	119	PV6	12v	T1	Key	240
8107	03-3729	02-3481	call	7H15SHD	GK	Horz	O/R Pad	Ear	138.5	1	24v	T7	Key	300
8108	03-3749	02-3505	call	7H15SHD	GK	Horz	O/R Pad	Ear	138	1	12v	T7	Key	300
8109	03-3732	02-3486	call	7H15SHD	GK	Horz	O/R Pad	Ear	152	1	24v	T7	Key	300
8112	03-3515	NSS	NSS	7H15	WZ	Horz Pad	VolvoPad	Dir Sht	132	PV8	24v	T16	-	240
8144	03-3833	NSS	03-6534	7H15	MD	Horz	1"-14	Dir Sht	119	PV8	24v	-	-	135
8147	03-3553	NSS	03-6558	7H15	QC	Horz	O/R Pad	Dir Sht	112	4	12v	T15	-	200
8148	03-3554	NSS	03-6562	7H15	WV	Horz Pad	VolvoPad	Dir Sht	112	4	12v	T9	-	200
8152	03-3562	NSS	NSS	7H15SHD	WZ	Horz Pad	VolvoPad	Ear	132	2	24v	T16	-	240
8174	03-3537	NSS	03-6534	7H13	MD	Horz	1"-14	Dir Sht	158.7	1VG	12v	-	Spline	200
8174	03-3537	NSS	03-6534	7H13	MD	Horz	1"-14	Dir Sht	158.7	1VG	12v	-	Key	200
8901	03-3535	NSS	03-6540G	7H13	KG	Horz	3/4x7/8	Ear Mid	119	PV8	12v	-	Key	135
8944	03-3826	NSS	03-6561	7H13	WL	Vert Pad	Spcl Pad	Dir	127	1A	24v	-	Key	135
9103	call	02-3064	call	510HD	B	Vert	Flare	Ear	132	2	12v	T1	Key	135
9114	03-3023	02-3064	03-6544	510HD	C	Vert	1"-14	Ear	132	2	12v	T1	Key	135
9120	03-3008	02-3064	03-6503	510HD	FG	Vert	3/4x7/8	Ear	132	2	12v	T1	Key	175
9537	03-3084	02-3078	03-6503	508	FG	Vert	3/4x7/8	Ear	119	PV7	12v	T1	Key	175
9694	03-3008	02-3064	03-6503	510HD	FG	Vert	3/4x7/8	Ear	132	2	12v	T3	* Key	240

Notes

- 1) Information, at current time
- 2) SD4778 splined (4777-9931 clutch), SD4715 keyed (4694-9931 clutch)
- 3) SD4626 keyed (4626-9931 clutch), SD4780 splined (4780-9931 clutch)
- 4) OE version 2 wire Ford connector, Aftermarket is 1wire bullet
- 5) Use 8 groove clutch (02-3468)
- 6) Universal GM Pad used with manifold
- 7) Splined type clutch only (check OE clutch)
- 8) Keyed type clutch only (check OE clutch)
- 9) OE has diode
- 10) OE has diode, Reuse Harness
- 11) Clutch may have 1 or 2 wires (check OE clutch)

* Refer to Wire End Connector Chart on page 266.

The Truck Air compressor number listed may have a different style connector than illustration provides. May require reuse of original connector, or use of jumper wire.

Abbreviations:

- * Wire may have a different style connector
- ** OE Head has PRV, ours does not
- NSS = Not Sold Separately
- Dir Lng = Direct Long
- Dir Sht = Direct Short
- PRV = Pressure Relief Valve
- (-) Designates Call for Availability



When replacing an R12 compressor with an R134a type you will need to do the following:

Since **ALL** R134a compressors do not contain service (schrader) ports needed to hook up manifold gauge hoses for servicing and charging, the additional purchase of R134a service ports are required. (The ports required are compressor specific, relating to the style of head where the A/C hoses are attached). Once the head style is determined, the ports simply are attached to the compressor fittings.

Super Heavy Duty Compressor (SHDC) New Design Features

- New Heavy Duty Design for greater durability and longer service life, twice as long as Standard Models
- Original Equipment on later model, class 8 vehicles: Freightliner, Peterbilt, Volvo and Mack
- Doubles the number of life clutch cycles (1 million)
- Increased friction surface diameter on clutch rotor
- Same Wobble Plate design and performance as current SD7 compressors
- Larger Face with a friction lined clutch rotor for better engagement
- Rubber Clutch Armature replaces and eliminates leaf spring armature
- New Heavy Duty Extra Pure (EP) Steel Bearing in clutch rotor
- Increased internal oil flow passages to increase oil flow to lip seal
- Improved Over-Molded Triple Lip Seal, increases the ability to seal when shaft “waggles” during compressor operation
- Improved rear thrust bearing race
- Improved Rod Swage Joint Quality with special alumite coating
- Thermal Fuse added to coil for disengagement of clutch pulley
- Prevents clutch from locking up and throwing accessory drive belt

In most applications, New Super Heavy Duty Compressors will replace the standard models. Check clutch clearance before installing on vehicle.



Standard Models

03-0609
03-0610
03-1401
03-1403
03-1404
03-1405



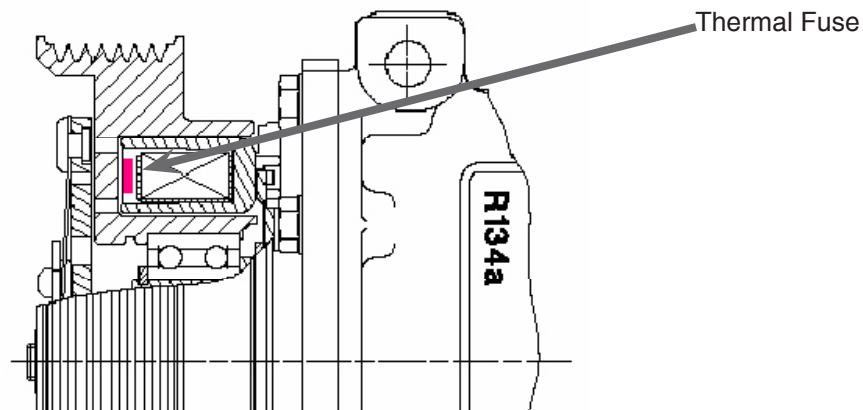
Super Heavy Duty Models

03-0609S
03-0610S
03-1401S
03-1403S
03-1404S
03-1405S

Super Heavy Duty Compressor (SHDC) Thermal Fuse Design

Thermal Fuse in Clutch Coil

- Placed inside the clutch coil to sensor high heat temperature.
- Function: As the fuse senses extreme heat from clutch slippage, the thermal fuse breaks open. With the open fuse, it will not allow the electrical current to flow to the clutch coil. This function disengages the clutch armature from the clutch pulley and allows the clutch pulley to spin freely acting as an idler pulley.
- The thermal fuse prevents the loss of the accessory drive belt.
- The thermal fuse can't be reset or replaced after breaking open. The compressor must be replaced and normal maintenance to the system must be performed.
- Position of Thermal Fuse is located in the Clutch Coil.


















SD7E Enhanced Version Super Duty Compressors

- Wobble Plate design.
- HD Bus, Ag, & Off-Road Applications.
- Drop-in replacement for Seltec TM21 compressor.
- High-flow version of SD7. Comparable to 210cc performance.
- Same external dimensions as current SD7 compressor.
- Direct Mount. Various clutch pulley & Rear head configurations.
- Redesigned suction valve & increased ID Suction & Discharge ports.
- Conforms to existing dual compressor mounts.
- Approved for school bus usage nationwide.








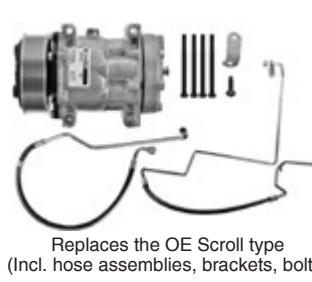









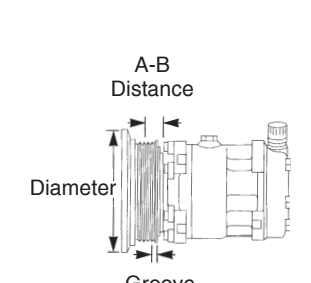
Listed in ascending order by part number.

 <p>03-0305 210cc R134a Model Mount Clutch 7H15 Direct 7gr 130mm Volt Head Sanden# 12 GF 4785</p>	 <p>03-0306 210cc R134a Model Mount Clutch 7H15 Direct 8gr 119mm Volt Head Sanden# 12 GH 4775</p>	 <p>03-0307 300cc R134a Model Mount Clutch 7H15 Ear(swing) 6gr 130mm Volt Head Sanden# 12 GRA 4825</p>	 <p>03-0308 240cc R134a Model Mount Clutch TRS105 Direct 7gr 95mm Volt Head Sanden# 12 - 4979</p>
<p>FORD - see note 1 and 2</p>  <p>03-0405 310cc R12 Model Mount Clutch SD508 Ear w/o clutch Volt Head Sanden# 12 FQ 95943</p>	 <p>03-0406 310cc R134a Model Mount Clutch SD510 Ear w/o clutch Volt Head Sanden# - FQ 57093</p>	<p>FORD - see note 1 and 2</p>  <p>03-0410 300cc R134a Model Mount Clutch 7H15 Ear 2gr 132mm Volt Head Sanden# 12 WJ 4603</p>	<p>FORD - see note 1 and 2</p>  <p>03-0414 300cc R134a Model Mount Clutch 7H15 Ear w/o clutch Volt Head Sanden# - WJ 46033</p>
<p>FORD - see note 1 and 2</p>  <p>03-0415 300cc R134a Model Mount Clutch 7H15 Direct w/o clutch Volt Head Sanden# - WH 46023</p>	<p>FORD - see note 1 and 2</p>  <p>03-0420 300cc R134a Model Mount Clutch 7H15 Direct 1gr 169mm Volt Head Sanden# 12 WH 4602</p>	<p>FORD - see note 1 and 2</p>  <p>03-0421 300cc R134a Model Mount Clutch 7H15HD Direct 8gr 119mm Volt Head Sanden# 12 WH 7804</p>	 <p>03-0427 300cc R134a Model Mount Clutch 7H15 Direct 8gr 119mm Volt Head Sanden# 12 WH 4767/4486</p>
 <p>03-0427S 300cc R134a Model Mount Clutch SPRHD Direct 8gr 119mm Volt Head Sanden# 12 WH 4025</p>	 <p>03-0432 300cc R134a Model Mount Clutch 7H15 Direct 6gr 125mm Volt Head Sanden# 12 WJ 4810/4304</p>	 <p>03-0433 300cc R134a Model Mount Clutch 7H15 Dir Long 8gr 130mm Volt Head Sanden# 12 MDA 4885</p>	<p>NOTE 1: 03-0410, 03-0420, 03-0421 Uses Grey Ford Connector (It attaches to the white one coming off the rear head.)</p> <p>NOTE 2: 03-0405, 03-0414, 03-0415 Uses White Connector since it does not have a clutch.</p>


Section V: Illustrated

Sanden - Compressors

Listed in ascending order by part number (continued).

 <p>03-0434 300cc R134a Model Mount Clutch SD7H15 Ear 8gr 119mm Volt Head Sanden# 12 WJ 4718</p>	 <p>03-0435 300cc R134a Model Mount Clutch 7H15 Ear 2gr 132mm Volt Head Sanden# 12 SJ 4704/4497</p>	<p>FF Clutch</p>  <p>03-0436 240cc R134a Model Mount Clutch 7H15 Ear 6gr 119mm Volt Head Sanden# 12 CB 4653</p>	 <p>03-0437 300cc R134a Model Mount Clutch 7H15 Ear 8gr 119mm Volt Head Sanden# 12 SJ 4753</p>
 <p>03-0438 300cc R134a Model Mount Clutch 7H15 Direct 8gr 119mm Volt Head Sanden# 12 SJ 4766</p>	 <p>Replaces the OE Scroll type (Incl. hose assemblies, brackets, bolts)</p> <p>03-0447K 300cc R134a Model Mount Clutch 7H15 Direct 8gr 119mm Volt Head OEM# 12 GH YC4H-19D629DA</p>	 <p>03-0448 300cc R134a Model Mount Clutch 7H15SHDC Direct 10gr 126mm Volt Head Sanden# 12 WJ-TPS 4047</p>	 <p>03-0454 240cc R134a Model Mount Clutch 7H15 Direct 6gr 119mm Volt Head Sanden# 12 WH 4848</p>
 <p>03-0600 240cc R134a Model Mount Clutch 7H15HD Direct 6gr 125mm Volt Head Sanden# 12 CBA 4687</p>	 <p>03-0601 300cc R134a Model Mount Clutch 7H15HD Ear 8gr 119mm Volt Head Sanden# 12 MJA 4734/4477</p>	 <p>03-0602 240cc R134a Model Mount Clutch 7H15HD Ear 2gr 132mm Volt Head Sanden# 12 MJA 4735/4471</p>	 <p>03-0603 300cc R134a Model Mount Clutch 7H15HD Ear 2gr 132mm Volt Head Sanden# 12 JDA 4736/4488</p>
 <p>03-0604 300cc R134a Model Mount Clutch 7H15HD Direct 2gr 132mm Volt Head Sanden# 12 JD 4752/4491</p>	 <p>03-0605 300cc R134a Model Mount Clutch 7H15 Direct 6gr 125mm Volt Head Sanden# 12 CBA 4756/4475</p>	 <p>03-0606 300cc R134a Model Mount Clutch 7H15HD Direct 6gr 125mm Volt Head Sanden# 12 MDA 4761/4492</p>	 <p>A-B Distance Diameter Groove Width</p>






























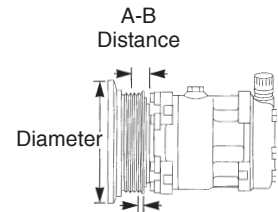
Listed in ascending order by part number (continued).

 <p>03-0607 300cc R134a Model Mount Clutch 7H15 Direct 8gr 119mm Volt Head Sanden# 12 MJA 4776/4421</p>	 <p>03-0609 300cc R134a Model Mount Clutch 7H15 Direct 8gr 119mm Volt Head Sanden# 12 GH 4818/4417</p>	 <p>03-0609S 300cc R134a Model Mount Clutch 7H15SHD Direct 8gr 119mm Volt Head Sanden# 12 GH 4352/4075</p>	 <p>03-0610 300cc R134a Model Mount Clutch 7H15 Direct 6gr 125mm Volt Head Sanden# 12 GH 4819/4473</p>
 <p>03-0610S 300cc R134a Model Mount Clutch 7H15SHD Direct 6gr 125mm Volt Head Sanden# 12 GH 4549/4076</p>	 <p>03-0611 300cc R134a Model Mount Clutch 7H15 Ear 8 gr 119mm Volt Head Sanden# 12 GH 4820</p>	 <p>03-0612 300cc R134a Model Mount Clutch 7H15 Ear 2gr 132mm Volt Head Sanden# 12 GH 4821/4472</p>	 <p>03-0614 300cc R134a Model Mount Clutch 7H15 Direct 2gr 132mm Volt Head Sanden# 12 KCA 4306,4428</p>
 <p>03-0615 300cc R134a Model Mount Clutch 7H15SHD Direct 8gr 119mm Volt Head Sanden# 12 4802 4314</p>	 <p>03-0616 300cc R134a Model Mount Clutch 7H15SHD Direct 8gr 140mm Volt Head Sanden# 12 GH 4543/4082</p>	 <p>03-0617 300cc R134a Model Mount Clutch 7H15 Direct 8gr 119mm Volt Head Sanden# 12 WH 4083/4548</p>	 <p>03-0618 300cc R134a Model Mount Clutch 7H15SHD Direct 8gr 140mm Volt Head Sanden# 12 4802 4802</p>
 <p>03-0619 300cc R134a Model Mount Clutch 7H15SHDC Direct 10gr 126mm Volt Head Sanden# 12 4802 4804</p>	 <p>03-0620 300cc R134a Model Mount Clutch 7H15SHD Direct 8gr 119mm Volt Head Sanden# 12 MDA 4808</p>	 <p>03-0621 300cc R134a Model Mount Clutch 7H15 Direct 8gr 119mm Volt Head Sanden# 12 WJ 4307</p>	 <p>03-0621S 300cc R134a Model Mount Clutch SPRHD Direct 8gr 119mm Volt Head Sanden# 12 WJ 4410</p>

















Section V: Illustrated

Sanden - Compressors

Listed in ascending order by part number (continued).

<p>FREIGHTLINER </p>  <p>03-0622 300cc R134a Model Mount Clutch SPRHD Direct 12gr 126mm Volt Head Sanden# 12 MDA 4088/4091</p>	<p></p>  <p>03-0623 300cc R134a Model Mount Clutch SPRHD Direct 6gr 125mm Volt Head Sanden# 12 4802 4023</p>	<p></p>  <p>03-0624 300cc R134a Model Mount Clutch 7H15SHDC Direct 10gr 126mm Volt Head Sanden# 12 4802 4378</p>	<p></p>  <p>03-0625 300cc R134a Model Mount Clutch 7H15 Direct 2gr 132mm Volt Head Sanden# 12 GH 4538</p>
<p></p>  <p>03-0626 300cc R134a Model Mount Clutch 7H15 Direct 2gr 132mm Volt Head Sanden# 12 4802 4540</p>	<p></p>  <p>reorder #03-0630 03-0627S R134a Model Mount Clutch SPRHD Direct 8gr 163.5mm Volt Head Sanden# 12 22-65771-000</p>	<p></p>  <p>03-0628 300cc R134a Model Mount Clutch SPRHD Direct 8gr 140mm Volt Head Sanden# 12 4802 4097</p>	<p></p>  <p>03-0629 300cc R134a Model Mount Clutch SPRHD Direct 6gr 160mm Volt Head Sanden# 12 4802 4098</p>
<p></p> <div style="background-color: black; color: white; padding: 5px; text-align: center;"> SANDEN NEW ITEM </div> <p>03-0630 300cc R134a Model Mount Clutch SPRHD Direct 8gr 160mm Volt Head Sanden# 12 4802 4099</p>	<p></p>  <p>03-0631 240cc R134a Model Mount Clutch 7H15E Direct 10gr 119mm Volt Head Sanden# 12 GH 4036</p>	<p></p>  <p>03-0801 03-0801G 200cc R134a Model Mount Clutch 7H15 Direct 6gr 125mm Volt Head Sanden# 12 GWA 4815</p>	<p></p>  <p>03-0802 200cc R134a Model Mount Clutch 7H15 Direct 8gr 119mm Volt Head Sanden# 12 GWA 4816/4544</p>
<p></p>  <p>03-0803 300cc R134a Model Mount Clutch 7H15 Direct 8gr 119mm Volt Head Sanden# 12 JDA 4822</p>	<p></p>  <p>03-0804 300cc R134a Model Mount Clutch 7H15 Direct 8gr 119mm Volt Head Sanden# 12 4418 4418</p>	<p></p>  <p>03-0805 300cc R134a Model Mount Clutch 7H15E Direct 10gr 119mm Volt Head Sanden# 12 4347 4347</p>	<p>A-B Distance</p>  <p>Diameter</p> <p>Groove Width</p>
















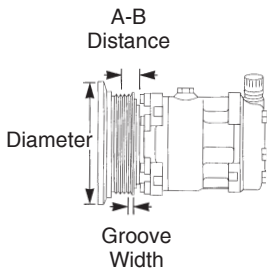
Listed in ascending order by part number (continued).

<p>NAVISTAR w/CAT eng. T3D</p>  <p>03-0806 300cc R134a Model Mount Clutch 7H15 Direct 12gr 126mm Volt Head Sanden# 12 JDA 4678</p>	<p>NAVISTAR PROSTAR T5D</p>  <p>03-0807 300cc R134a Model Mount Clutch 7H15 Direct 10gr 126mm Volt Head Sanden# 12 4018 4018</p>	<p>T5D</p>  <p>03-0808 300cc R134a Model Mount Clutch 7H15 Direct 12gr 126mm Volt Head Sanden# 12 4418 4541</p>	<p>T5D</p>  <p>03-0809 300cc R134a Model Mount Clutch 7H15 Direct 12gr 126mm Volt Head Sanden# 12 4018 4675</p>
<p>T5D</p>  <p>03-0810 300cc R134a Model Mount Clutch 7H15 Direct 6gr 125mm Volt Head Sanden# 12 4418 4803</p>	<p>T5D</p>  <p>03-0811 300cc R134a Model Mount Clutch 7H15 Direct 10gr 126mm Volt Head Sanden# 12 4418 4407</p>	<p>T5D</p>  <p>03-0812 300cc R134a Model Mount Clutch 7H15E Direct 8gr 119mm Volt Head Sanden# 12 4418 4277</p>	<p>NAVISTAR</p>  <p>03-0813 300cc R134a Model Mount Clutch SPRHD Direct 6gr 133mm Volt Head Sanden# 12 MDA 4578</p>
<p>T5D</p>  <p>03-0814 300cc R134a Model Mount Clutch 7H15HD Direct 8gr 119mm Volt Head Sanden# 12 4018 4584</p>	<p>T5D</p>  <p>03-0815 300cc R134a Model Mount Clutch 7H15E Direct 6gr 119mm Volt Head Sanden# 12 4018 4585</p>	<p>T5D</p>  <p>03-0817 240cc R134a Model Mount Clutch 7H15HD Direct 6gr 125mm Volt Head Sanden# 24 GWA 4651</p>	<p>ISUZU</p>  <p>03-0907 200cc R134a Model Mount Clutch 7H15 Ear 1gr 105mm Volt Head Sanden# 12 SJA 4714</p>
<p>T5D</p>  <p>03-1001C 300cc R134a Model Mount Clutch 7H15 Ear 2gr 125mm Volt Head Sanden# 12 GQ 4696/4426</p>	<p>T5D</p>  <p>03-1002 240cc R134a Model Mount Clutch 7H15SHDC Direct 12gr 126mm Volt Head Sanden# 12 GQ 4370/4078</p>	<p>T5D</p>  <p>03-1003 300cc R134a Model Mount Clutch SPRHD Direct 8gr 119mm Volt Head Sanden# 24 GQ 4024</p>	<p>T5D</p>  <p>03-1004 300cc R134a Model Mount Clutch 7H15SHDC Direct 10gr 126mm Volt Head Sanden# 12 GSA 4369</p>















Section V: Illustrated

Sanden - Compressors

Listed in ascending order by part number (continued).

 <p>03-1005 300cc R134a Model Mount Clutch SPRHD Direct 10gr 126mm Volt Head Sanden# 12 MDA 4412</p>	 <p>03-1007 180cc R134a Model Mount Clutch 7H15HD Direct 7gr 126mm Volt Head Sanden# 12 4289 4289</p>	 <p>03-1008 300cc R134a Model Mount Clutch 7H15HD Direct 8gr 119mm Volt Head Sanden# 12 GSA 4322</p>	 <p>03-1009 240cc R134a Model Mount Clutch SPRHD Direct 8gr 119mm Volt Head Sanden# 12 KGA 4086</p>
 <p>03-1010 300cc R134a Model Mount Clutch SPRHD Direct 7gr 126mm Volt Head Sanden# 12 KCA 4096</p>	 <p>03-1011 300cc R134a Model Mount Clutch SPRHD Direct 6gr 125mm Volt Head Sanden# 24 GQ 4280</p>	 <p>03-1012 300cc R134a Model Mount Clutch SPRHD Direct 7gr 126mm Volt Head Sanden# 24 GSA 4389</p>	 <p>03-1013 300cc R134a Model Mount Clutch SPRHD Direct 7gr 126mm Volt Head Sanden# 12 4577 4577</p>
 <p>03-1200 300cc R134a Model Mount Clutch 7H15HD Dir Lng 6gr 125mm Volt Head Sanden# 12 JD 4883/4092</p>	<p>SEALED SUPER HEAVY DUTY</p>  <p>03-1201 300cc R134a Model Mount Clutch SSHD Direct 8gr 180mm Volt Head Sanden# 12 WV 4326</p>	 <p>03-1202 175cc R134a Model Mount Clutch SPRHD Direct 8gr 180mm Volt Head Sanden# 24 WV 4324</p>	<p>ENHANCED SEALED</p>  <p>03-1203 300cc R134a Model Mount Clutch 7H15-ES Direct 8gr 119mm Volt Head Sanden# 12 WV 4581</p>
 <p>03-1400 300cc R134a Model Mount Clutch 7H15HD Ear 8gr 119mm Volt Head Sanden# 12 GQ 4705</p>	 <p>03-1401 300cc R134a Model Mount Clutch 7H15HD Direct 6gr 125mm Volt Head Sanden# 12 GSA 4731/4377</p>	 <p>03-1401S 300cc R134a Model Mount Clutch 7H15SHD Direct 6gr 125mm Volt Head Sanden# 12 GSA 4376/4079</p>	
















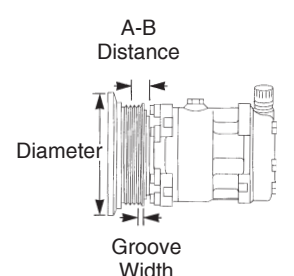
Listed in ascending order by part number (continued).

 <p>03-1402 300cc R134a Model Mount Clutch 7H15HD Ear 8gr 119mm Volt Head Sanden# 12 KG 4739</p>	 <p>03-1403 300cc R134a Model Mount Clutch 7H15HD Ear 2gr 125mm Volt Head Sanden# 12 JDA 4740,4713,4484</p>	 <p>03-1403S 300cc R134a Model Mount Clutch 7H15SHD Ear 2gr 125mm Volt Head Sanden# 12 JDA 4392</p>	 <p>03-1404 300cc R134a Model Mount Clutch 7H15HD Direct 8gr 119mm Volt Head Sanden# 12 GQ 4759/4042</p>
 <p>03-1404S 300cc R134a Model Mount Clutch 7H15SHD Direct 8gr 119mm Volt Head Sanden# 12 GQ 4368/4077</p>	 <p>03-1405 300cc R134a Model Mount Clutch 7H15 Direct 6gr 125mm Volt Head Sanden# 12 GQ 4792/4040</p>	 <p>03-1405S 300cc R134a Model Mount Clutch 7H15SHDC Direct 6gr 125mm Volt Head Sanden# 12 GQ 4377/4080</p>	 <p>03-1406 300cc R134a Model Mount Clutch 7H15SHD Direct 10gr 126mm Volt Head Sanden# 12 GQ 4384</p>
 <p>03-1407 300cc R134a Model Mount Clutch 7H15SHD Direct 8gr 123mm Volt Head Sanden# 12 GSA 4398/4081</p>	<p>PACCAR</p>  <p>03-1408 300cc R134a Model Mount Clutch SHDC Direct 7gr 126mm Volt Head Sanden# 12 GSA 4379/4087</p>	 <p>SANDEN NEW ITEM</p> <p>03-1409 300cc R134a Model Mount Clutch 7H15SHDC Ear 8gr 119mm Volt Head Sanden# 12 MDA 4394</p>	 <p>03-1410 300cc R134a Model Mount Clutch 7H15SHDC Ear 6gr 125mm Volt Head Sanden# 12 GSA 4408</p>
 <p>03-1600 300cc R134a Model Mount Clutch 7H15 Ear 8gr 130mm Volt Head Sanden# 12 WV 4716/4490</p>	 <p>03-1601 300cc R134a Model Mount Clutch 7H15 Ear 8gr 130mm Volt Head Sanden# 12 KC 4700</p>	 <p>03-1602 300cc R134a Model Mount Clutch 7H15 Ear 2gr 132mm Volt Head Sanden# 12 WV 4893/4777/4717</p>	 <p>03-1603 300cc R134a Model Mount Clutch 7H15HD Direct 2gr 132mm Volt Head Sanden# 12 WV 4890/4778</p>












Section V: Illustrated

Sanden - Compressors

















Listed in ascending order by part number (continued).

 <p>03-1604 300cc R134a Model Mount Clutch 7H15HD Direct 2gr 132mm Volt Head Sanden# 12 JD 4699</p>	 <p>03-1605 300cc R134a Model Mount Clutch 7H15SHD Direct 6gr 125mm Volt Head Sanden# 12 WV 4494/4757</p>	 <p>03-1605S 300cc R134a Model Mount Clutch 7H15SHDC Direct 6gr 125mm Volt Head Sanden# 12 WV 4085</p>	 <p>03-1607 300cc R134a Model Mount Clutch 7H15HD Direct 8gr 130mm Volt Head Sanden# 12 KC 4823</p>
 <p>03-1608 300cc R134a Model Mount Clutch 7H15HD Direct 8gr 130mm Volt Head Sanden# 12 WV 4892/4733</p>	 <p>03-1608S 300cc R134a Model Mount Clutch SPRHDC Direct 8gr 130mm Volt Head Sanden# 12 WV 4286</p>	 <p>03-1611 300cc R134a Model Mount Clutch 7H15HD Ear 2gr 132mm Volt Head Sanden# 12 JD 4694</p>	 <p>03-1612 270cc R134a Model Mount Clutch 7H15 Ear 8gr 130mm Volt Head Sanden# 12 KC 4659</p>
 <p>03-1613 300cc R134a Model Mount Clutch SPRHD Direct 6gr 125mm Volt Head Sanden# 12 WH 4071</p>	 <p>03-1614 300cc R134a Model Mount Clutch SPRHD Direct 8gr 140mm Volt Head Sanden# 12 MDA 4072</p>	 <p>03-1843 270cc R134a Model Mount Clutch 7H15 Ear 2gr 125mm Volt Head Sanden# 12 SJA 7803</p>	 <p>03-1844 240cc R134a Model Mount Clutch 7H15HD Ear 7gr 119mm Volt Head Sanden# 12 SJA 4618</p>
<p>HT-6 Replacement</p>  <p>03-1852S 135cc R134a Model Mount Clutch 7H15HD Direct 6gr 112mm Volt Head Sanden# 12 GT 90° 4261</p>	<p>HT-6 Replacement</p>  <p>03-1853S 135cc R134a Model Mount Clutch 7H15HD Direct 6gr 130mm Volt Head Sanden# 12 GT 4440</p>	 <p>03-1857 135cc R134a Model Mount Clutch SD7H15 Ear 8gr 119mm Volt Head Sanden# 12 QC 4707</p>	






Listed in ascending order by part number (continued).

 <p>03-1858 135cc R134a Model Mount Clutch 7H15 Ear 2gr 125mm Volt Head Sanden# 12 QC 4708</p>	<p>Kodiak Topkick V8 / 8.1L</p>  <p>03-1859 240cc R134a Model Mount Clutch 7H15 Direct 7gr 130mm Volt Head Sanden# 12 SJA 4754/4397</p>	 <p>03-1869 240cc R134a Model Mount Clutch 7H15HD Direct 7gr 119mm Volt Head Sanden# 12 GT 4362/4796</p>	 <p>03-1874 74cc R134a Model Mount Clutch 7H15 Direct 8gr 120mm Volt Head Sanden# 12 4400 4465/4547</p>
 <p>03-1875 75cc R134a Model Mount Clutch 7H15 Direct 8gr 119mm Volt Head Sanden# 12 4850 4342</p>	 <p>03-1877 74cc R134a Model Mount Clutch 7H15 Direct 6gr 122mm Volt Head Sanden# 12 4809 4061</p>	 <p>03-3008 175cc R12 Model Mount Clutch SD510 Ear 2gr 132mm Volt Head Sanden# 12 FG 9694/9120</p>	 <p>03-3023 135cc R12 Model Mount Clutch 510HD Ear 2gr 132mm Volt Head Sanden# 12 C 9114</p>
 <p>03-3084 175cc R12 Model Mount Clutch 508 Ear 7gr 119mm Volt Head Sanden# 12 FG 9537</p>	 <p>03-3400 100cc R134a Model Mount Clutch 5H09 Ear 2gr 125mm Volt Head Sanden# 12 FL 9056/5072</p>	 <p>03-3403 R134a Model Mount Clutch 7H15HD Ear 6gr 128mm Volt Head Sanden# 12 UK 4467</p>	 <p>03-3404 R134a Model Mount Clutch 7H15HD Ear 2gr 132mm Volt Head Sanden# 12 UK 4318</p>
 <p>03-3406 100cc R134a Model Mount Clutch 5H09HD Ear 2gr 125mm Volt Head Sanden# 12 K 5077</p>	 <p>03-3407 270cc R134a Model Mount Clutch 7H15SHD Ear 8gr 133mm Volt Head Sanden# 12 KC 4637</p>	 <p>03-3408 100cc R134a Model Mount Clutch 5H09HD Ear 2gr 125mm Volt Head Sanden# 24 FL 5073</p>	 <p>03-3410 240cc R134a Model Mount Clutch 5H14HD Ear 1var 158mm Volt Head Sanden# 12 C 6671/4511</p>

Listed in ascending order by part number (continued).

 <p>03-3411 190cc R134a Model Mount Clutch 7H15HD Ear 2gr 140mm Volt Head Sanden# 12 QC 8088</p>	<p>FORD FF clutch</p>  <p>90mm T1 78mm</p> <p>03-3414 240cc R134a Model Mount Clutch 7H15 Direct 6gr 119mm Volt Head Sanden# 12 JD 8105/4628</p>	 <p>T1</p> <p>03-3415 210cc R134a Model Mount Clutch 5H14 Ear 2gr 132mm Volt Head Sanden# 12 M 6631/4513</p>	 <p>T4</p> <p>03-3416 300cc R134a Model Mount Clutch 7H15HD Direct 2gr 132mm Volt Head Sanden# 12 JD 4780/4654 4626</p>
 <p>T1</p> <p>03-3418 240cc R134a Model Mount Clutch 7H15 Direct 8gr 119mm Volt Head Sanden# 12 KC 4666</p>	 <p>T5D</p> <p>03-3418S 300cc R134a Model Mount Clutch 7H15SHD Direct 8gr 119mm Volt Head Sanden# 12 KCA 4391</p>	 <p>T1</p> <p>03-3419 240cc R134a Model Mount Clutch 7H15HD Ear 2gr 132mm Volt Head Sanden# 12 CB 4525/4643</p>	 <p>T1</p> <p>03-3420 210cc R134a Model Mount Clutch 5H14HD Ear 1gr 122mm Volt Head Sanden# 12 FL 4530</p>
 <p>T3D</p> <p>03-3422 240cc R134a Model Mount Clutch 7H15HD Ear 2gr 132mm Volt Head Sanden# 12 MJA 4646</p>	 <p>T3D</p> <p>03-3440 135cc R134a Model Mount Clutch 7H15HD Ear 2gr 125mm Volt Head Sanden# 12 KG 4709</p>	 <p>T3D</p> <p>03-3440A 200cc R134a Model Mount Clutch 7H15HD Ear 2gr 132mm Volt Head Sanden# 12 KG 4272</p>	 <p>T1</p> <p>03-3441 135cc R134a Model Mount Clutch 7H15HD Ear 8gr 119mm Volt Head Sanden# 12 CB 4710</p>
 <p>T1</p> <p>03-3444 175cc R134a Model Mount Clutch 7H15 Ear 1var 158mm Volt Head Sanden# 24 FL 4745</p>	 <p>T1</p> <p>03-3468 240cc R134a Model Mount Clutch 7H15 Ear 8gr 119mm Volt Head Sanden# 12 MD 7822</p>	 <p>T3D</p> <p>w/diode and PRV</p> <p>03-3468W 240cc R134a Model Mount Clutch 7H15 Ear 8gr 119mm Volt Head Sanden# 12 MDA 4672</p>	 <p>T3D, J1</p> <p>03-3470 240cc R134a Model Mount Clutch 7H15HD Ear 2gr 132mm Volt Head Sanden# 12 JD/JDA 8104/4664/4644</p>
















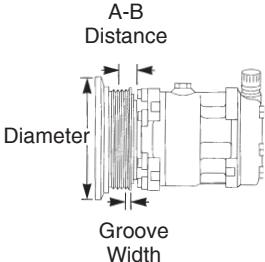
Listed in ascending order by part number (continued).

 <p>03-3470D 270cc R134a Model Mount Clutch SPRHD Ear 2gr 132mm Volt Head Sanden# 12 JD 4654</p>	 <p>03-3471 300cc R134a Model Mount Clutch 7H15HD Ear 7gr 119mm Volt Head Sanden# 12 JDA 4665/4645</p>	 <p>03-3480 150cc R134a Model Mount Clutch 7H15 Ear 2gr 125mm Volt Head Sanden# 12 MD 7819</p>	 <p>03-3484 175cc R134a Model Mount Clutch 5H14 Ear 7gr 119mm Volt Head Sanden# 12 FL 6629/4514</p>
 <p>03-3486 210cc R134a Model Mount Clutch 5H14HD Ear 1var 158mm Volt Head Sanden# 24 FL 6672/4516</p>	 <p>03-3488 210cc R134a Model Mount Clutch 5H14 Ear 10gr 125mm Volt Head Sanden# 12 FL 4508</p>	 <p>03-3489 270cc R134a Model Mount Clutch 7H15HD Ear 2gr 125mm Volt Head Sanden# 24 JD 4652</p>	 <p>03-3489A 200cc R134a Model Mount Clutch 7H15HD Ear 2gr 132mm Volt Head Sanden# 24 JD 6627/4271</p>
<p>ENHANCED COMPRESSOR</p>  <p>03-3489E 200cc R134a Model Mount Clutch 7H15E Ear 2gr 125mm Volt Head Sanden# 24 JD 4093</p>	 <p>03-3490 300cc R134a Model Mount Clutch 7H15HD Ear 2gr 125mm Volt Head Sanden# 12 JD 4627</p>	 <p>03-3491 300cc R134a Model Mount Clutch 7H15SHD Ear 2gr 152mm Volt Head Sanden# 12 MD 4617</p>	 <p>03-3492 270cc R134a Model Mount Clutch 7H15SHD Ear 6gr 125mm Volt Head Sanden# 12 JD 4600</p>
 <p>03-3496 175cc R134a Model Mount Clutch SD5H14 Ear 10gr 125mm Volt Head Sanden# 12 M 6670/4526</p>	 <p>03-3498 240cc R134a Model Mount Clutch 7H15 Direct 6gr 119mm Volt Head Sanden# 12 MD 4641</p>	 <p>03-3499 300cc R134a Model Mount Clutch 7H15SHD Ear 1gr 138.5mm Volt Head Sanden# 12 KC 4661/4480</p>	<p>AUTOCAR REFUSE</p>  <p>03-3500 250cc R134a Model Mount Clutch 7H15HD Direct 6gr 125mm Volt Head Sanden# 12 GV 4027</p>
















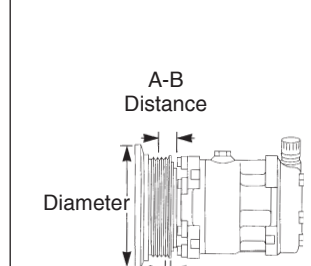
Section V: Illustrated

Sanden - Compressors

Listed in ascending order by part number (continued).

<p>AUTOCAR REFUSE T3D, J2</p>  <p>03-3501 250cc R134a Model Mount Clutch 7H15HD Direct 8gr 119mm Volt Head Sanden# 12 GV 4028</p>	<p>T11D</p>  <p>03-3503 135cc R134a Model Mount Clutch SPRHD Direct 7gr 119mm Volt Head Sanden# 12 GV 4399</p>	<p>T5D</p>  <p>03-3504 300cc R134a Model Mount Clutch 7H15 Direct 8gr 119mm Volt Head Sanden# 12 KG 4404</p>	<p>T3D</p>  <p>03-3505 300cc R134a Model Mount Clutch 7H15 Direct 10gr 119mm Volt Head Sanden# 12 JDA 4405</p>
<p>T3D, J1</p>  <p>03-3508 200cc R134a Model Mount Clutch 7H15 Ear 8gr 119mm Volt Head Sanden# 12 MDA 4453</p>	<p>NEW HOLLAND T1</p>  <p>03-3509 270cc R134a Model Mount Clutch 7H15SHD Ear 2gr 132mm Volt Head Sanden# 12 KC 4673</p>	<p>T7</p>  <p>03-3510 300cc R134a Model Mount Clutch 7H15SHD Ear 8gr 133mm Volt Head Sanden# 24 GK 4737</p>	<p>CASE #9847944 T12</p>  <p>03-3511 270cc R134a Model Mount Clutch 7H15SHD Ear 8gr 133mm Volt Head Sanden# 12 JD 4738</p>
<p>T5D</p>  <p>03-3512 300cc R134a Model Mount Clutch 7H15 Direct 6gr 125mm Volt Head Sanden# 12 KCA 4897</p>	<p>T16</p>  <p>03-3513 240cc R134a Model Mount Clutch 7H15 Ear 2gr 132mm Volt Head Sanden# 24 WZ 8045</p>	<p>VOLVO T16</p>  <p>03-3514 240cc R134a Model Mount Clutch 7H15 Ear 2gr 132mm Volt Head Sanden# 24 FZ 8069</p>	<p>T16</p>  <p>03-3515 240cc R134a Model Mount Clutch 7H15 Direct 8gr 132mm Volt Head Sanden# 24 WZ 8112</p>
<p>T1</p>  <p>03-3530 135cc R134a Model Mount Clutch 7H13 Ear 6gr 119mm Volt Head Sanden# 12 JE 4455</p>	<p>T1</p>  <p>03-3531 175cc R134a Model Mount Clutch 7H13 Direct 1gr 125mm Volt Head Sanden# 24 WM 7344</p>	<p>T1</p>  <p>03-3532G 135cc R134a Model Mount Clutch 7H13 Direct 1-B gr 146mm Volt Head Sanden# 24 WM 7351</p>	 <p>A-B Distance Diameter Groove Width</p>
















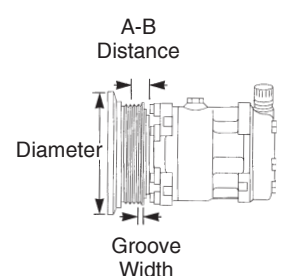
Listed in ascending order by part number (continued).

 <p>03-3533 135cc R134a Model Mount Clutch 7H13 Direct 1-B gr 146mm Volt Head Sanden# 24 WL 7360</p>	 <p>03-3534 135cc R134a Model Mount Clutch 7H13 1gr 125mm Volt Head Sanden# 24 WL 7361</p>	 <p>03-3535 135cc R134a Model Mount Clutch 7H13 8gr 119mm Volt Head Sanden# 12 KG 8901</p>	 <p>03-3537 200cc R134a Model Mount Clutch 7H13 Direct 1vg 158.7mm Volt Head Sanden# 12 MD 8174</p>
 <p>03-3549 300cc R134a Model Mount Clutch 7H15HD Direct 8gr 119mm Volt Head Sanden# 24 4545 4592</p>	 <p>03-3550 280cc R134a Model Mount Clutch SPRHD Direct 8gr 180mm Volt Head Sanden# 24 WV 4298</p>	 <p>03-3551 240cc R134a Model Mount Clutch 7H15SHD Ear 2gr 132mm Volt Head Sanden# 24 JE 8053</p>	 <p>also see #03-3833 03-3552 200cc R134a Model Mount Clutch 7H15HD Direct 8gr 119mm Volt Head Sanden# 24 MD 8090</p>
 <p>03-3553 200cc R134a Model Mount Clutch 7H15 Direct 4gr 112mm Volt Head Sanden# 12 QC 8147</p>	 <p>03-3554 200cc R134a Model Mount Clutch 7H15 Direct 4gr 112mm Volt Head Sanden# 12 WV 8148</p>	 <p>03-3556 100cc R134a Model Mount Clutch 7B10 Ear (swing) 6gr 112mm Volt Head Sanden# 12 Spec'l 7176</p>	 <p>SANDEN NEW ITEM</p> <p>03-3560 240cc R134a Model Mount Clutch SPRHD Direct 10gr 126mm Volt Head Sanden# 24 YE 4648</p>
 <p>03-3561 270cc R134a Model Mount Clutch 7H15E Direct 8gr 119mm Volt Head Sanden# 12 KF 4046</p>	 <p>03-3562 240cc R134a Model Mount Clutch 7H15SHD Ear 2gr 132mm Volt Head Sanden# 24 WZ 8152</p>	 <p>03-3565 133cc R134a Model Mount Clutch 5H11 Ear 2gr 125mm Volt Head Sanden# 12 FL 6321</p>	 <p>A-B Distance Diameter Groove Width</p>

Section V: Illustrated

Sanden - Compressors

Listed in ascending order by part number (continued).

 <p>03-3718A 175cc R134a Model Mount Clutch 7H15HD Ear 8gr 119mm Volt Head Sanden# 24 JD 4762</p>	 <p>03-3718T 200cc R134a Model Mount Clutch 7H15HD Direct 8gr 119mm Volt Head Sanden# 24 GV 4327</p>	 <p>03-3718W 300cc R134a Model Mount Clutch 7H15SHD Direct 8gr 119mm Volt Head Sanden# 12 KC 4667</p>	 <p>03-3721 175cc R134a Model Mount Clutch 7H15HD Ear 1var 158mm Volt Head Sanden# 12 CB 4747</p>
 <p>03-3722 135cc R134a Model Mount Clutch 7H15 Ear 8gr 119mm Volt Head Sanden# 12 KG 4712</p>	 <p>03-3724 175cc R134a Model Mount Clutch 7H15HD Ear 2gr 125mm Volt Head Sanden# 24 JD 4741</p>	 <p>03-3725 175cc R134a Model Mount Clutch 7H15HD Ear 1var 158mm Volt Head Sanden# 12 JD 4746</p>	 <p>03-3726 175cc R134a Model Mount Clutch 7H15HD Ear 2gr 125mm Volt Head Sanden# 24 CB 4743</p>
 <p>03-3727 175cc R134a Model Mount Clutch 7H15HD Ear 2gr 125mm Volt Head Sanden# 24 KG 4742</p>	 <p>03-3727A 200cc R134a Model Mount Clutch 7H15HD Ear 2gr 132mm Volt Head Sanden# 24 KG 4269</p>	 <p>03-3728 175cc R134a Model Mount Clutch 7H15HD Ear 2gr 125mm Volt Head Sanden# 24 MD 4744/4521</p>	 <p>03-3729 300cc R134a Model Mount Clutch 7H15SHD Ear 1gr 138.5mm Volt Head Sanden# 24 GK 8107/4656/4604</p>
 <p>03-3730 240cc R134a Model Mount Clutch 7H15SHD Ear 2gr 152mm Volt Head Sanden# 12 MD 4609</p>	 <p>03-3731 285cc R134a Model Mount Clutch 7H15SHD Ear 2gr 152mm Volt Head Sanden# 24 MD 4611/4489</p>	 <p>03-3732 300cc R134a Model Mount Clutch 7H15SHD Ear 1gr 152mm Volt Head Sanden# 24 GK 8109/4640</p>	 <p>A-B Distance Diameter Groove Width</p>
















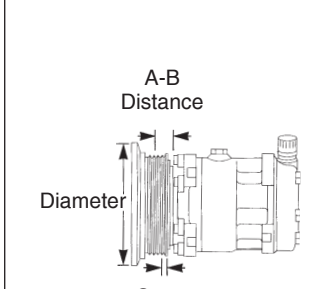
Listed in ascending order by part number (continued).

 <p>03-3733 300cc R134a Model Mount Clutch 7H15SHD Ear 8gr 132mm Volt Head Sanden# 24 GK 4726/4487</p>	 <p>03-3737 285cc R134a Model Mount Clutch 7H15SHD Direct 8gr 152mm Volt Head Sanden# 12 MD 4499/4768</p>	 <p>03-3738 300cc R134a Model Mount Clutch 7H15SHD Direct 8gr 132mm Volt Head Sanden# 24 GK 4769/4301</p>	<p>ENHANCED COMPRESSOR</p>  <p>03-3738E 300cc R134a Model Mount Clutch 7H15E Direct 8gr 133mm Volt Head Sanden# 24 GK 4355</p>
 <p>03-3740 285cc R134a Model Mount Clutch 7H15SHD Direct 8gr 152mm Volt Head Sanden# 24 MD 4795/4300</p>	 <p>03-3741 300cc R134a Model Mount Clutch 7H15SHD Direct 8gr 133mm Volt Head Sanden# 12 KCA 4813/4498</p>	 <p>03-3747 300cc R134a Model Mount Clutch 7H15SHD Direct 8gr 152mm Volt Head Sanden# 24 GK 4840/4302</p>	 <p>03-3749 300cc R134a Model Mount Clutch 7H15SHD Ear 1gr 138mm Volt Head Sanden# 12 GK 4608</p>
 <p>03-3784 135cc R134a Model Mount Clutch 7H15HD Ear 8gr 119mm Volt Head Sanden# 12 JDA/JD 8103/4711</p>	<p>ENHANCED COMPRESSOR</p>  <p>03-3784E 175cc R134a Model Mount Clutch 7H15E Ear 8gr 119mm Volt Head Sanden# 12 JDA/JD 4281</p>	 <p>03-3800 300cc R134a Model Mount Clutch 7H15SHD Direct 8gr 133mm Volt Head O.E.M.# 12 JD 4698</p>	 <p>03-3802 300cc R134a Model Mount Clutch SD7E Ear 2gr 125mm Volt Head Sanden# 12 GV 4616</p>
 <p>03-3802T 300cc R134a Model Mount Clutch SD7E FLX Direct 2gr 125mm Volt Head Sanden# 12 GV 4401</p>	 <p>03-3803 270cc R134a Model Mount Clutch SD7E Direct 8gr 119mm Volt Head Sanden# 12 KF 4545</p>	 <p>03-3804 300cc R134a Model Mount Clutch SD7E Direct 8gr 119mm Volt Head Sanden# 12 GK 4021</p>	 <p>03-3808 300cc R134a Model Mount Clutch SD7E Ear 8gr 119mm Volt Head Sanden# 12 GV 4805</p>
















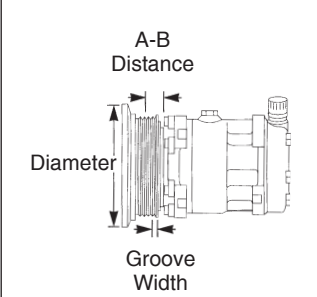



Section V: Illustrated

Sanden - Compressors

Listed in ascending order by part number (continued).

 <p>T3D</p> <table border="1"> <tr> <td>03-3808T</td> <td>300cc</td> <td>R134a</td> </tr> <tr> <td>Model</td> <td>Mount</td> <td>Clutch</td> </tr> <tr> <td>SD7E</td> <td>Direct</td> <td>8gr 119 mm</td> </tr> <tr> <td>Volt</td> <td>Head</td> <td>Sanden#</td> </tr> <tr> <td>12</td> <td>GV</td> <td>4800</td> </tr> </table>	03-3808T	300cc	R134a	Model	Mount	Clutch	SD7E	Direct	8gr 119 mm	Volt	Head	Sanden#	12	GV	4800	 <p>T5D</p> <table border="1"> <tr> <td>03-3809</td> <td>300cc</td> <td>R134a</td> </tr> <tr> <td>Model</td> <td>Mount</td> <td>Clutch</td> </tr> <tr> <td>SD7E</td> <td>Direct</td> <td>8gr 119mm</td> </tr> <tr> <td>Volt</td> <td>Head</td> <td>Sanden#</td> </tr> <tr> <td>12</td> <td>GWA</td> <td>4676</td> </tr> </table>	03-3809	300cc	R134a	Model	Mount	Clutch	SD7E	Direct	8gr 119mm	Volt	Head	Sanden#	12	GWA	4676	 <p>T5D</p> <table border="1"> <tr> <td>03-3810</td> <td>300cc</td> <td>R134a</td> </tr> <tr> <td>Model</td> <td>Mount</td> <td>Clutch</td> </tr> <tr> <td>SD7E FXL</td> <td>Direct</td> <td>10gr 119mm</td> </tr> <tr> <td>Volt</td> <td>Head</td> <td>Sanden#</td> </tr> <tr> <td>12</td> <td>GV</td> <td>4034</td> </tr> </table>	03-3810	300cc	R134a	Model	Mount	Clutch	SD7E FXL	Direct	10gr 119mm	Volt	Head	Sanden#	12	GV	4034	 <p>T3D, J1</p> <table border="1"> <tr> <td>03-3812</td> <td>300cc</td> <td>R134a</td> </tr> <tr> <td>Model</td> <td>Mount</td> <td>Clutch</td> </tr> <tr> <td>SD7E FLX</td> <td>Direct</td> <td>12gr 126mm</td> </tr> <tr> <td>Volt</td> <td>Head</td> <td>Sanden#</td> </tr> <tr> <td>24</td> <td>GV</td> <td>4051</td> </tr> </table>	03-3812	300cc	R134a	Model	Mount	Clutch	SD7E FLX	Direct	12gr 126mm	Volt	Head	Sanden#	24	GV	4051
03-3808T	300cc	R134a																																																													
Model	Mount	Clutch																																																													
SD7E	Direct	8gr 119 mm																																																													
Volt	Head	Sanden#																																																													
12	GV	4800																																																													
03-3809	300cc	R134a																																																													
Model	Mount	Clutch																																																													
SD7E	Direct	8gr 119mm																																																													
Volt	Head	Sanden#																																																													
12	GWA	4676																																																													
03-3810	300cc	R134a																																																													
Model	Mount	Clutch																																																													
SD7E FXL	Direct	10gr 119mm																																																													
Volt	Head	Sanden#																																																													
12	GV	4034																																																													
03-3812	300cc	R134a																																																													
Model	Mount	Clutch																																																													
SD7E FLX	Direct	12gr 126mm																																																													
Volt	Head	Sanden#																																																													
24	GV	4051																																																													
 <p>T5D</p> <table border="1"> <tr> <td>03-3813</td> <td>300cc</td> <td>R134a</td> </tr> <tr> <td>Model</td> <td>Mount</td> <td>Clutch</td> </tr> <tr> <td>SD7E</td> <td>Direct</td> <td>8gr 119mm</td> </tr> <tr> <td>Volt</td> <td>Head</td> <td>Sanden#</td> </tr> <tr> <td>12</td> <td>4347</td> <td>4720</td> </tr> </table>	03-3813	300cc	R134a	Model	Mount	Clutch	SD7E	Direct	8gr 119mm	Volt	Head	Sanden#	12	4347	4720	 <p>T5D</p> <table border="1"> <tr> <td>03-3814</td> <td>300cc</td> <td>R134a</td> </tr> <tr> <td>Model</td> <td>Mount</td> <td>Clutch</td> </tr> <tr> <td>SD7E</td> <td>Direct</td> <td>6gr 119mm</td> </tr> <tr> <td>Volt</td> <td>Head</td> <td>Sanden#</td> </tr> <tr> <td>12</td> <td>GWA</td> <td>4382</td> </tr> </table>	03-3814	300cc	R134a	Model	Mount	Clutch	SD7E	Direct	6gr 119mm	Volt	Head	Sanden#	12	GWA	4382	 <p>T5D</p> <table border="1"> <tr> <td>03-3815</td> <td>300cc</td> <td>R134a</td> </tr> <tr> <td>Model</td> <td>Mount</td> <td>Clutch</td> </tr> <tr> <td>SD7E</td> <td>Direct</td> <td>6gr 119mm</td> </tr> <tr> <td>Volt</td> <td>Head</td> <td>Sanden#</td> </tr> <tr> <td>12</td> <td>GH</td> <td>4019</td> </tr> </table>	03-3815	300cc	R134a	Model	Mount	Clutch	SD7E	Direct	6gr 119mm	Volt	Head	Sanden#	12	GH	4019	 <p>T5D</p> <table border="1"> <tr> <td>03-3817</td> <td>300cc</td> <td>R134a</td> </tr> <tr> <td>Model</td> <td>Mount</td> <td>Clutch</td> </tr> <tr> <td>SD7E</td> <td>Direct</td> <td>8gr 119mm</td> </tr> <tr> <td>Volt</td> <td>Head</td> <td>Sanden#</td> </tr> <tr> <td>12</td> <td>GH</td> <td>4020</td> </tr> </table>	03-3817	300cc	R134a	Model	Mount	Clutch	SD7E	Direct	8gr 119mm	Volt	Head	Sanden#	12	GH	4020
03-3813	300cc	R134a																																																													
Model	Mount	Clutch																																																													
SD7E	Direct	8gr 119mm																																																													
Volt	Head	Sanden#																																																													
12	4347	4720																																																													
03-3814	300cc	R134a																																																													
Model	Mount	Clutch																																																													
SD7E	Direct	6gr 119mm																																																													
Volt	Head	Sanden#																																																													
12	GWA	4382																																																													
03-3815	300cc	R134a																																																													
Model	Mount	Clutch																																																													
SD7E	Direct	6gr 119mm																																																													
Volt	Head	Sanden#																																																													
12	GH	4019																																																													
03-3817	300cc	R134a																																																													
Model	Mount	Clutch																																																													
SD7E	Direct	8gr 119mm																																																													
Volt	Head	Sanden#																																																													
12	GH	4020																																																													
 <p>T3D, J1</p> <table border="1"> <tr> <td>03-3818</td> <td>300cc</td> <td>R134a</td> </tr> <tr> <td>Model</td> <td>Mount</td> <td>Clutch</td> </tr> <tr> <td>SD7E FLX</td> <td>Direct</td> <td>8gr 119mm</td> </tr> <tr> <td>Volt</td> <td>Head</td> <td>Sanden#</td> </tr> <tr> <td>24</td> <td>GV</td> <td>4066</td> </tr> </table>	03-3818	300cc	R134a	Model	Mount	Clutch	SD7E FLX	Direct	8gr 119mm	Volt	Head	Sanden#	24	GV	4066	 <p>T2D</p> <p>Sealed HD Enhanced</p> <table border="1"> <tr> <td>03-3819</td> <td>300cc</td> <td>R134a</td> </tr> <tr> <td>Model</td> <td>Mount</td> <td>Clutch</td> </tr> <tr> <td>7H15E</td> <td>Ear</td> <td>2gr 152mm</td> </tr> <tr> <td>Volt</td> <td>Head</td> <td>Sanden#</td> </tr> <tr> <td>24</td> <td>JDA</td> <td>4409</td> </tr> </table>	03-3819	300cc	R134a	Model	Mount	Clutch	7H15E	Ear	2gr 152mm	Volt	Head	Sanden#	24	JDA	4409	 <p>ENHANCED COMPRESSOR</p> <p>T2D</p> <table border="1"> <tr> <td>03-3821</td> <td>300cc</td> <td>R134a</td> </tr> <tr> <td>Model</td> <td>Mount</td> <td>Clutch</td> </tr> <tr> <td>7H15E</td> <td>Direct</td> <td>1gr 138mm</td> </tr> <tr> <td>Volt</td> <td>Head</td> <td>Sanden#</td> </tr> <tr> <td>24</td> <td>MD</td> <td>4402</td> </tr> </table>	03-3821	300cc	R134a	Model	Mount	Clutch	7H15E	Direct	1gr 138mm	Volt	Head	Sanden#	24	MD	4402	 <p>T3D, J1</p> <table border="1"> <tr> <td>03-3822</td> <td>300cc</td> <td>R134a</td> </tr> <tr> <td>Model</td> <td>Mount</td> <td>Clutch</td> </tr> <tr> <td>SD7E FLX</td> <td>Direct</td> <td>2gr 125mm</td> </tr> <tr> <td>Volt</td> <td>Head</td> <td>Sanden#</td> </tr> <tr> <td>24</td> <td>GV</td> <td>4052</td> </tr> </table>	03-3822	300cc	R134a	Model	Mount	Clutch	SD7E FLX	Direct	2gr 125mm	Volt	Head	Sanden#	24	GV	4052
03-3818	300cc	R134a																																																													
Model	Mount	Clutch																																																													
SD7E FLX	Direct	8gr 119mm																																																													
Volt	Head	Sanden#																																																													
24	GV	4066																																																													
03-3819	300cc	R134a																																																													
Model	Mount	Clutch																																																													
7H15E	Ear	2gr 152mm																																																													
Volt	Head	Sanden#																																																													
24	JDA	4409																																																													
03-3821	300cc	R134a																																																													
Model	Mount	Clutch																																																													
7H15E	Direct	1gr 138mm																																																													
Volt	Head	Sanden#																																																													
24	MD	4402																																																													
03-3822	300cc	R134a																																																													
Model	Mount	Clutch																																																													
SD7E FLX	Direct	2gr 125mm																																																													
Volt	Head	Sanden#																																																													
24	GV	4052																																																													
 <p>T3D, J2</p> <table border="1"> <tr> <td>03-3823</td> <td>135cc</td> <td>R134a</td> </tr> <tr> <td>Model</td> <td>Mount</td> <td>Clutch</td> </tr> <tr> <td>SD7H15</td> <td>Ear</td> <td>2gr 152mm</td> </tr> <tr> <td>Volt</td> <td>Head</td> <td>Sanden#</td> </tr> <tr> <td>12</td> <td>GV</td> <td>4308</td> </tr> </table>	03-3823	135cc	R134a	Model	Mount	Clutch	SD7H15	Ear	2gr 152mm	Volt	Head	Sanden#	12	GV	4308	 <p>T1</p> <p>M8x1.25</p> <table border="1"> <tr> <td>03-3824</td> <td>100cc</td> <td>R134a</td> </tr> <tr> <td>Model</td> <td>Mount</td> <td>Clutch</td> </tr> <tr> <td>7B10</td> <td>Ear(swing)</td> <td>2gr 115mm</td> </tr> <tr> <td>Volt</td> <td>Head</td> <td>Sanden#</td> </tr> <tr> <td>12</td> <td>Spec'l</td> <td>7170</td> </tr> </table>	03-3824	100cc	R134a	Model	Mount	Clutch	7B10	Ear(swing)	2gr 115mm	Volt	Head	Sanden#	12	Spec'l	7170	 <p>T3D</p> <table border="1"> <tr> <td>03-3825</td> <td>300cc</td> <td>R134a</td> </tr> <tr> <td>Model</td> <td>Mount</td> <td>Clutch</td> </tr> <tr> <td>7H15</td> <td>Direct</td> <td>12gr 126mm</td> </tr> <tr> <td>Volt</td> <td>Head</td> <td>Sanden#</td> </tr> <tr> <td>12</td> <td>JDA</td> <td>4070</td> </tr> </table>	03-3825	300cc	R134a	Model	Mount	Clutch	7H15	Direct	12gr 126mm	Volt	Head	Sanden#	12	JDA	4070	 <p>A-B Distance</p> <p>Diameter</p> <p>Groove Width</p>															
03-3823	135cc	R134a																																																													
Model	Mount	Clutch																																																													
SD7H15	Ear	2gr 152mm																																																													
Volt	Head	Sanden#																																																													
12	GV	4308																																																													
03-3824	100cc	R134a																																																													
Model	Mount	Clutch																																																													
7B10	Ear(swing)	2gr 115mm																																																													
Volt	Head	Sanden#																																																													
12	Spec'l	7170																																																													
03-3825	300cc	R134a																																																													
Model	Mount	Clutch																																																													
7H15	Direct	12gr 126mm																																																													
Volt	Head	Sanden#																																																													
12	JDA	4070																																																													

Listed in ascending order by part number (continued).

 <p>03-3826 300cc R134a Model Mount Clutch 7H13 Direct 1gr 127mm Volt Head Sanden# 24 WL 8944</p>	 <p>03-3827 300cc R134a Model Mount Clutch 7H15E Direct 8gr 152mm Volt Head Sanden# 12 4095 4283</p>	 <p>03-3828 180cc R134a Model Mount Clutch 7H15E Direct 8gr 130mm Volt Head Sanden# 24 4095 4291</p>	 <p>03-3829 300cc R134a Model Mount Clutch 7H15E Direct 1-A gr 126mm Volt Head Sanden# 24 KF 4111 / 4580</p>
 <div style="background-color: black; color: white; padding: 5px; text-align: center; font-weight: bold;"> SANDEN NEW ITEM </div> <p>03-3830 175cc R134a Model Mount Clutch SPRHD Direct 8gr 130mm Volt Head Sanden# 24 WV 4026</p>	 <div style="background-color: black; color: white; padding: 5px; text-align: center; font-weight: bold;"> SANDEN NEW ITEM </div> <p>03-3831 175cc R134a Model Mount Clutch SPRHD Direct 8gr 149mm Volt Head Sanden# 24 SQ 4029</p>	  <p>03-3832 210cc R12 Model Mount Clutch 5H14HD Ear 1gr 152mm Volt Head Sanden# 12 FL 6681</p>	  <p>03-3833 135cc R134a Model Mount Clutch 7H15SHD Direct 8gr 119mm Volt Head Sanden# 24 MD 8144</p>
  <p>03-3834 300cc R134a Model Mount Clutch 7H15 Direct 2gr 132mm Volt Head Sanden# 24 JD 4325</p>	<p>2 wire</p>  <p>03-3835 300cc R134a Model Mount Clutch 7H15SHD Direct 8gr 152mm Volt Head Sanden# 12 MD 4586/4109</p>	  <p>03-3836 180cc R134a Model Mount Clutch 7H15SHD Direct 8gr 130mm Volt Head CAT# 24 4095 320-1291</p>	 <p>A-B Distance Diameter Groove Width</p>
<p style="text-align: center;">Pressure Relief Valves (Also see Pressure Relief Valve Section)</p> <p>03-8014 3/8"-24 (R12 & R134a) Universal</p>  <p>03-8017 3/8"-24 Compressor Pop-Off Valve for Sanden - Bleeds off at 500-600 p.s.i.</p>  <p>03-8017A 3/8"-24 Sanden New Style Aluminum Low Profile w/HNBR O-ring.</p> 			

- Compressor with Clutch
- + Plus Manifold
- = Compressor Assembly



FLX7
GV Style Rear Pad Head
(uses #0121 o-rings)

IMPORTANT: FLX7 Compressors are equipped with a GV style rear pad head - MANIFOLD REQUIRED.



1 GROOVE - EAR MOUNT

Diameter	Volt	Part No.
138mm/5.50"	12v	03-3707
138mm/5.50"	24v	03-3713
158mm/6.25" VG	12v	03-3704
158mm/6.25" VG	24v	03-3714

VG = Variable Groove



2 GROOVE - EAR MOUNT

Diameter	Volt	Part No.
125mm/4.9"	12v	03-3702 *1
125mm/4.9"	24v	03-3712 *5
132mm/5.25"	12v	03-3709
132mm/5.25"	24v	03-3719
152mm/6.0"	24v	03-3717
152mm/6.0"	12v	03-3823



2 GROOVE - DIRECT MOUNT

Diameter	Volt	Part No.
125mm/4.9"	12v	03-3702T *2
125mm/4.9"	24v	03-3822 (Enhanced)



8 GROOVE - EAR MOUNT

Diameter	Volt	Part No.
119mm/4.6"	12v	03-3708 *3
119mm/4.6"	24v	03-3718
119mm/4.6"	12v	03-3708D (CAT type)



8 & 10 GROOVE - DIRECT MOUNT

Diameter	Groove	Volt	Part No.
119mm/4.6"	8 gr	12v	03-3708T *4
119mm/4.6"	8 gr	24v	03-3718T
119mm/4.6"	10 gr	12v	03-3810 (Enhanced)



10 GROOVE - EAR MOUNT

Diameter	Volt	Part No.
125mm/4.9"	12v	03-3706
125mm/4.9"	24v	03-3716

- *1Can substitute **03-3802** Enhanced Version
- *2Can substitute **03-3802T** Enhanced Version
- *3Can substitute **03-3808** Enhanced Version
- *4Can substitute **03-3808T** Enhanced Version

- *5Can substitute **03-3489E** Enhanced Version








- All FLX7 have 200cc oil
- All have T3D, J1 wire end



LEAD WIRE

03-6550
Clutch Lead Wire
Use when replacing
clutch with 2 wires.



MANIFOLD - REQUIRED with GV Head (choose correct style for FLX7 compressors)			
 <p>#10 #8</p> <p>03-6511 Vertical 3/4" x 7/8" Made from Forged Steel</p>	 <p>#8 #10</p> <p>03-6512 Horizontal 3/4" x 7/8" Made from Forged Steel</p>	 <p>03-6513 Vertical 1"-14 Tube-O Made from Forged Steel</p>	 <p>03-6514 Horizontal 1"-14 Tube-O Made from Forged Steel</p>
 <p>#10 #8</p> <p>03-6516 Vertical Flare Made from Forged Steel</p>	 <p>#10 #8</p> <p>03-6518 Universal Swivel Manifold #8 x #10 Male Insert O'ring Fittings Fits: Sanden, Seltec, A6 Compressors</p>	 <p>#10 #12</p> <p>03-6519 Universal Manifold #10 x #12 Male Insert O'ring Fittings Fits: Sanden, Seltec Compressors</p>	

TIPS FOR SANDEN FLX7 COMPRESSORS

1. FLX7 compressors can be used to replace most R12 and R134a Sanden and Seltec type models, due to their design which incorporates a pad style head using a bolt-on manifold. In some cases the manifold is not required (where the OE compressor is a pad style). The FLX7 compressor is available in 7 different clutch styles, in both 12 & 24 volt. Although the FLX7 is supplied with a single wire coil connection, a FLX wiring harness (03-6550) is available to convert the compressor to a double wire style.
2. If an application requires such, the FLX7 can be rotated 90 degrees left or right to properly "clock" the QV pad on the rear head (ear mount only). Just remember the oil plug must not be facing downward after it is rotated to its final position.
3. The FLX7 will outperform the SD508, SD510, and SD5H14 Sanden models, as well as Seltec models TM15 and TM16.
4. The overall length of the FLX7 compressor with an attached manifold may be longer than the OE compressor it will replace, especially if the original has a one piece aluminum rear head (non manifold type). In most cases the additional length will not present a problem. For extremely tight fit applications, check length before ordering.

Description:

FLX7 with Vertical Manifold 10-3/16" (overall length incl. clutch & manifold)
 FLX7 with Horizontal Manifold 10-1/2" (overall length incl. clutch & manifold)

SUBSTITUTION CHART (NOT A DIRECT INTERCHANGE)

Sanden original equipment compressors interchange to FLX7 plus hose port manifolds

SANDEN Original No.	PART# "FLX7"	+	MANIFOLD Number	SANDEN Original No.	PART# "FLX7"	+	MANIFOLD Number	SANDEN Original No.	PART# "FLX7"	+	MANIFOLD Number
4428	03-3702T	plus	03-6512	4638	03-3708	plus	03-6514	4762	03-3708D	plus	03-6511
4506	03-3719	plus	03-6511	4641	03-3708T	plus	03-6514	4763	03-3708D	plus	03-6513
4507	03-3719	plus	03-6511	4643	03-3709	plus	03-6513	4764	03-3708D	plus	03-6514
4508	03-3706	plus	03-6511	4646	03-3709	plus	03-6514	4765	03-3708D	plus	03-6512
4509	03-3709	plus	03-6511	4647	03-3709	plus	03-6511	4779	03-3702	plus	03-6511
4510	03-3709	plus	03-6511	4652	03-3712	plus	03-6511	6629	03-3708	plus	03-6511
4511	03-3704	plus	03-6513	4656	03-3713	—		6630	03-3709	plus	03-6512
4513	03-3709	plus	03-6514	4657	03-3707	—		6631	03-3709	plus	03-6514
4514	03-3708	plus	03-6511	4663	03-3702	plus	03-6511	6632	03-3719	plus	03-6514
4515	03-3704	plus	03-6511	4664	03-3709	plus	03-6511	6634	03-3719	plus	03-6512
4516	03-3714	plus	03-6511	4665	03-3708	plus	03-6511	6642	03-3709	plus	03-6513
4521	03-3719	plus	03-6514	4666	03-3708T	plus	03-6512	6664	03-3709	plus	03-6511
4522	03-3708	plus	03-6514	4706	03-3702	plus	03-6513	6665	03-3719	plus	03-6511
4523	03-3708	plus	03-6514	4707	03-3708	—		6667	03-3719	plus	03-6513
4525	03-3709	plus	03-6513	4708	03-3702	—		6670	03-3706	plus	03-6512
4526	03-3706	plus	03-6512	4709	03-3702	plus	03-6512	6671	03-3704	plus	03-6513
4527	03-3719	plus	03-6513	4710	03-3708	plus	03-6513	6672	03-3714	plus	03-6511
4529	03-3709	plus	03-6513	4711	03-3708	plus	03-6511	6675	03-3708	plus	03-6514
4532	03-3717	plus	03-6511	4712	03-3708	plus	03-6512	6676	03-3709	plus	03-6512
4536	03-3709	plus	03-6512	4741	03-3712	plus	03-6511	7819	03-3702	plus	03-6514
4537	03-3719	plus	03-6512	4742	03-3712	plus	03-6512	7822	03-3708	plus	03-6514
4604	03-3713	—		4743	03-3712	plus	03-6513	8103	03-3708	plus	03-6511
4608	03-3707	—		4744	03-3712	plus	03-6514	8104	03-3709	plus	03-6511
4626	03-3702T	plus	03-6511	4745	03-3714	plus	03-6511				
4627	03-3702	plus	03-6511	4746	03-3704	plus	03-6511				
4637	03-3718	plus	03-6512	4747	03-3704	plus	03-6513				

- Reduced Part Numbers
- Reduced Inventory Costs
- Expanded Product Configurations

FLX7 UNIVERSAL SANDEN SD7H15 COMPRESSOR SUBSTITUTION CHART (for Sanden Compressors)

Comp. Part No.	Oil Type	Can Sub Univ. Compressor	+	Manifold Required	Oil Type	Notes	Comp. Part No.	Oil Type	Can Sub Univ. Compressor	+	Manifold Required	Oil Type	Notes
03-1832	Mineral	03-3702		None	PAG	1, 2	03-3486	PAG	03-3714	plus	03-6511	PAG	
03-1857	Mineral	03-3708		None	PAG	1	03-3487	PAG	03-3702	plus	03-6511	PAG	2
03-1858	Mineral	03-3702		None	PAG	1, 2	03-3489	PAG	03-3712	plus	03-6511	PAG	
03-3008	Mineral	03-3702	plus	03-6511	PAG	1, 2	03-3490	PAG	03-3702	plus	03-6511	PAG	
03-3017	Mineral	03-3702	plus	03-6513	PAG	1, 2	03-3491	PAG	03-3702	plus	03-6514	PAG	2
03-3019	Mineral	03-3702	plus	03-6513	PAG	1	03-3492	PAG	03-3708	plus	03-6511	PAG	
03-3023	Mineral	03-3702	plus	03-6513	PAG	1, 2	03-3494	PAG	03-3708	plus	03-6514	PAG	
03-3070	Mineral	03-3702	plus	03-6511	PAG	1	03-3495	PAG	03-3702	plus	03-6513	PAG	2
03-3071	Mineral	03-3708	plus	03-6511	PAG	1	03-3498	PAG	03-3708	plus	03-6514	PAG	
03-3080	Mineral	03-3702	plus	03-6514	PAG	1	03-3721	PAG	03-3704	plus	03-6513	PAG	
03-3084	Mineral	03-3708	plus	03-6511	PAG	1	03-3722	PAG	03-3708	plus	03-6512	PAG	
03-3405	PAG	03-3702	plus	03-6511	PAG	2	03-3723	PAG	03-3702	plus	03-6513	PAG	2
03-3407	PAG	03-3708	plus	03-6514	PAG		03-3724	PAG	03-3712	plus	03-6511	PAG	
03-3410	PAG	03-3704	plus	03-6513	PAG		03-3725	PAG	03-3704	plus	03-6511	PAG	
03-3415	PAG	03-3702	plus	03-6514	PAG	2	03-3726	PAG	03-3712	plus	03-6513	PAG	2
03-3419	PAG	03-3702	plus	03-6513	PAG		03-3727	PAG	03-3712	plus	03-6512	PAG	2
03-3420	PAG	03-3701	plus	03-6511	PAG		03-3728	PAG	03-3712	plus	03-6514	PAG	2
03-3422	PAG	03-3702	plus	03-6514	PAG	2	03-3784	PAG	03-3708	plus	03-6511	PAG	
03-3435	PAG	03-3712	plus	03-6514	PAG	2							
03-3440	PAG	03-3702	plus	03-6512	PAG								
03-3441	PAG	03-3708	plus	03-6513	PAG								
03-3444	PAG	03-3714	plus	03-6513	PAG								
03-3468	PAG	03-3708	plus	03-6514	PAG								
03-3470	PAG	03-3702	plus	03-6511	PAG	2							
03-3471	PAG	03-3708	plus	03-6511	PAG								
03-3480	PAG	03-3702	plus	03-6514	PAG								
03-3484	PAG	03-3708	plus	03-6511	PAG								

- Notes: 1) If used with R12 systems, change oil.
 2) Replacement compressor has different dia. clutch; Check specifications before ordering.

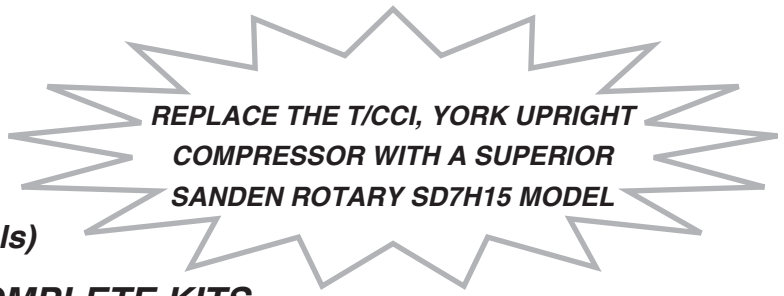
FLX7 UNIVERSAL SANDEN SD7H15 COMPRESSOR SUBSTITUTION CHART (for Seltec/TAMA,DKS)

Comp. Part No.	Oil Type	Can Sub Univ. Compressor	Manifold Required	Oil Type	Notes	Comp. Part No.	Oil Type	Can Sub Univ. Compressor	Manifold Required	Oil Type	Notes
03-3536F	Mineral	03-3702	03-6511	PAG	1, 2	03-3678	PAG	03-3704	03-6513	PAG	
03-3539	Mineral	03-3702	03-6511	PAG	1, 2	03-3679	PAG	03-3708	03-6514	PAG	
03-3542F	Mineral	03-3712	03-6511	PAG	1, 2	03-3736	PAG	03-3702	03-6511	PAG	4
03-3545F	Mineral	03-3701	03-6511	PAG	1	03-3739	PAG	03-3702	03-6511	PAG	2, 4
03-3554F	Mineral	03-3708	03-6511	PAG	1	03-3742	PAG	03-3712	03-6511	PAG	4
03-3555F	Mineral	03-3704	03-6511	PAG	1	03-3744	PAG	03-3714	03-6511	PAG	2
03-3556F	Mineral	03-3702	03-6511	PAG	1, 4	03-3745	PAG	03-3701	03-6511	PAG	
03-3559	Mineral	03-3702	03-6511	PAG	1, 4	03-3746	PAG	03-3702	03-6512	PAG	4
03-3564	Mineral	03-3708	03-6511	PAG	1	03-3755	PAG	03-3704	03-6511	PAG	
03-3636	PAG	03-3702	03-6511	PAG	4	03-3764	PAG	03-3708	03-6511	PAG	2
03-3639	PAG	03-3702	03-6511	PAG	2, 4	03-3776	PAG	03-3708	03-6513	PAG	
03-3642	PAG	03-3712 or 03-3715	03-6511	PAG	4	03-3778	PAG	03-3704	03-6513	PAG	
03-3644	PAG	03-3714	03-6511	PAG	2	03-3846	Mineral	03-3702	03-6512	PAG	1, 4
03-3645	PAG	03-3701	03-6511	PAG		03-3873	Mineral	03-3708	03-6512	PAG	1
03-3646	PAG	03-3702	03-6512	PAG	4	03-3874	Mineral	03-3708	03-6512	PAG	1
03-3654	PAG	03-3708	03-6511	PAG		03-3876	Mineral	03-3708	03-6513	PAG	1
03-3655	PAG	03-3704	03-6511	PAG		03-3879	Mineral	03-3704	03-6514	PAG	1
03-3656	PAG	03-3702	03-6511	PAG	3, 4						
03-3659	PAG	03-3702	03-6511	PAG	3, 4						
03-3664	PAG	03-3708	03-6511	PAG	2						
03-3672	PAG	03-3704	03-6511	PAG							
03-3673	PAG	03-3708	03-6512	PAG							
03-3674	PAG	03-3708	03-6512	PAG							
03-3676	PAG	03-3708	03-6513	PAG							

Notes: 1 If used with R12 systems, change oil.
 2 Replaces monolithic aluminum head.
 3 Reuse coil wire connector.
 4 Replacement compressor has different dia. clutch; Check specifications before ordering.

SANDEN REPLACEMENT KIT - T/CCI (YORK STYLE) TO SANDEN

- **Longer Life**
- **Colder Duct Temperature**
- **Eliminate Shaft Seal Leaks**
- **Improved Performance and Quality**
- **Less Vibration (Det-60 Series Models)**



COMPLETE KITS




Kits Below Include Everything Needed for an Easy Installation!

REPLACEMENT CHART - from T/CCI (York Style) to SANDEN Compressor

Note: use short body if used on vehicles with tight quarters or clearance issues in rear.

Original OE T/CCI Style Assy (1)	Clutch Grooves # grvs belt width	SD7 Repl Assy (short body) A	SD7 Repl Assy FLX7 B	SD7-Relocation Assy Detroit Series 60 only C
03-3035E (Rotolock)	1 1/2"	03-3337S w/08-3076	03-3337SF w/08-3076	N/A
03-3337E (Tube-O)	1 1/2"	03-3337S	03-3337SF	N/A
03-3002E w/02-3004 (Tube-O)	1 5/8"	03-3340S	N/A	N/A
03-3002E w/02-3005 (Tube-O)	1 1/2"	N/A	03-3342SF	N/A
03-3002E w/02-3006 (Tube-O)	1 3/4"	call	call	N/A
03-3002E w/02-3007 (Tube-O)	1 5/8"	03-3341S	03-3341SF	N/A
03-3002E w/02-3008 (Tube-O)	1 5/8"	03-3341S	03-3341SF	N/A
03-3002E w/02-3023 (Tube-O)	1 1/2"	03-3345S	N/A	N/A
03-3032E (Rotolock)	2 - 1W	03-3033S w/08-3076	03-3333SF w/08-3076	N/A
03-3033E (Tube-O)	2 - 1W	03-3033S	03-3333SF	03-3333SRK
03-3002E w/02-3052 (24v) (Tube-O)	2 - 1W	03-3344S	03-3344SF	N/A
03-3203E (Seal Mount)	2 - 1W	N/A	N/A	N/A
03-3333E (Tube-O)	2 - 2W	03-3333S	03-3333SF	03-3333SRK
03-3034E (Tube-O)	6 - 2W	03-3034S	03-3034SF	N/A
03-3201E (Seal Mount)	6 - 2W	N/A	N/A	N/A
03-3339E (Tube-O)	6 - 1W	03-3034S	03-3034SF	N/A
03-3202E (Seal Mount)	6-FF - 2W	N/A	N/A	N/A
03-3336E (Tube-O)	6-FF - 2W	03-3336S	03-3336SF	N/A
03-3204E (Seal Mount)	8 - 2W	N/A	N/A	N/A
03-3334E (Tube-O)	8 - 2W	03-3334S	03-3334SF	N/A
03-3338E (Tube-O)	8 - 1W	03-3334S	03-3334SF	N/A

(1) See page 244 for style to be replaced.

<p>A</p>  <p>SD7 Repl Assy (short body) "S" Type for application with little space behind compressor. Fittings on top.</p>	<p>B</p>  <p>SD7 Repl Assy (FLX7) "SF" Type for application with adequate space behind compressor. Fittings on rear.</p>	<p>C</p>  <p>Series "60" (Detroit Series 60 conversion) "SRK" Type - bolts to passenger side of engine. (Discard OE brackets)</p>
---	--	--

**SANDEN CONVERSION REPLACEMENT PARTS
T/CCI (YORK STYLE) TO SANDEN**

(for COMPLETE COMPRESSOR KITS - see previous page)

T/CCI (York Style) to SANDEN CONVERSION PARTS

**SHORT BODY ONLY (“S”-CONVERSION) TUBE-O
MANIFOLDS (supplied with hardware)**

Part No.	Description
03-6517L	LH Suction Manifold used on Short body conversion
03-6517R	RH Suction Manifold used on Short body conversion

Note: Rotolock type heads also require #08-3076 adapters.



**SHORT BODY MANIFOLDS
(TUBE-O)**



03-6517L

03-6517R

**SHORT and FLX BODY
BRACKET KITS (supplied with hardware)**

Part No.	Description	For Compressor w/ Clutch type	Illust. #
03-4030	Detroit Series 60 SRK Relocation Kit	2 grv only w/passenger side mtg only	2
03-4031	T/CCI to Sanden Brackets	all 1 grv (exc. below)	1
03-4032	T/CCI to Sanden Brackets	all 2 grv, and 1 grv	1
03-4033	T/CCI to Sanden Brackets	1 grv #02-3004	1
03-4034	T/CCI to Sanden Brackets	1 grv, 2.82” MD	1
03-4036	T/CCI to Sanden Brackets	6 grv	1
03-4036F	T/CCI to Sanden Brackets	6-FF grv	1
03-4038	wT/CCI to Sanden Brackets	all 8 grv	1

**1 SANDWICH BRACKETS
For “S” and “SF” Conversions**

These mount onto original T/CCI engine brackets.



**2 BRACKETS
For “SRK” Conversion**

Relocates OE brackets to passenger side of engine. (only for Det-60 Series engines) for 2grv. w/bracket #23520826M only



Bracket Kits - supplied with a pair of brackets and hardware.

1. Determine number of grooves of original T/CCI clutch.
2. See previous page for OE compressor and clutch identification.
3. Replace with same PNO but add suffix (ie. replace #03-3333E with #03-3333S or #03333SF).