

Compressor Identification

R12 Compressors (example)

SD 5 10 HD

Sanden _____
 Number of Cylinders _____
 Approx. Displacement (cu.in.) _____
 Heavy Duty Clutch _____

R134a Compressors (example)

SD 7 H 15 HD

Sanden _____
 Number of Cylinders _____
 Port Location (H if on head, B if on Block) _____
 Approx. Displacement (cubic centimeters/10) _____
 Heavy Duty Clutch (HD) Sealed Heavy Duty (SHD) _____
 Super HD Clutch (SUPRHD) _____

TAG Identification

U.S.A. Models only

Serial No. _____

Part Number _____

Lubricant Amount _____

Lubricant Type _____


Refrigerant Type _____

Manufactured Month (03) _____

Manufactured Year (6) _____

Country Code
 00-06 Japan
 70-79 USA
 80-89 Singapore

Year of Manufacture (first digit)
 Month of manufacture (last digit)
 Jan-Sept.: 1-9
 Oct.: X
 Nov.: Y
 Dec.: Z



Compressor Specifications

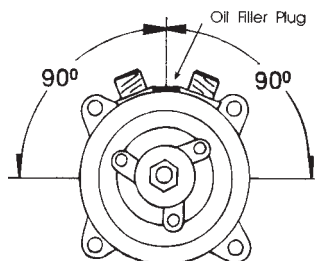
MODEL	CYL.	REFRIG.	DISPL. CU IN (cc)	WEIGHT lbs.	NOTE	OIL TYPE	ROTATION	FACTORY OIL CHARGE cc.
SD 508, HD	5	R12	8.4 (138)	17.1	2	Mineral	CW / CCW	Refer to Illustration Section pages 283-299 for Oil Capacity.
SD 5H09	5	R134a	5.3 (87)	12.3	2	PAG SP-15	CW	
SD 510, HD	5	R12	9.8 (161)	16.5	2	Mineral	CW	
SD 5H14, HD	5	R134a	8.4 (138)	17.2	2	PAG SP-15	CW / CCW	
SD 709	7	R12	7.9 (130)	15.2	2	Mineral	CW	
SD 7H13	7	R134a	7.9 (130)	13.9	2	PAG SP-15	CW	
SD 7H15, HD	7	R134a	9.5 (155)	15.2	1 and 2	PAG SP-15	CW	
SD 7H15SHD	7	R134a	9.5 (155)	17.6	1 and 2	PAG SP-15	CW	
SD 7H15 Super HD	7	R134a	9.5 (155)	15.2	1 and 2	PAG SP-15	CW	

NOTE 1: Since 2005 most Sanden compressors have enough oil for the entire system. Check Sanden label for oil amount.


NOTE 2: Provided that no major oil loss occurred in the system, add the following amount of oil for each component.

- a.) Receiver Drier 1 oz.
- b.) Accumulator 1 oz. plus same amount drained from old unit
- c.) Condenser 1 oz.
- d.) Evaporator 2 oz.
- e.) Hose None (all hoses replaced add 1 oz. total)
- f.) System Flushed add 1 -2 oz. extra to the system

Acceptable Mounting Angles



R134a PAG SP15 Oil



SP15 replaces SP20 and is completely interchangeable. Mixing PAGs is acceptable and will not void the warranty.

17-3422 8.45 oz.
 Used when servicing Sanden Compressors in systems that are charged with R134a.
 For use with SD 5H14, 7H15 Compressors.



15-3084
 Dipstick - Sanden oil level checker

Selecting The Correct Sanden Compressor

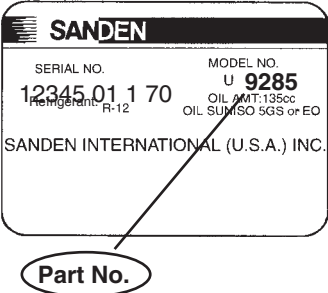
There are several different ways to choose the correct Sanden replacement compressor.

Application - refer to the application section looking up application by Make, Year and Model and select the compressor needed. If it is not listed in the application section then...

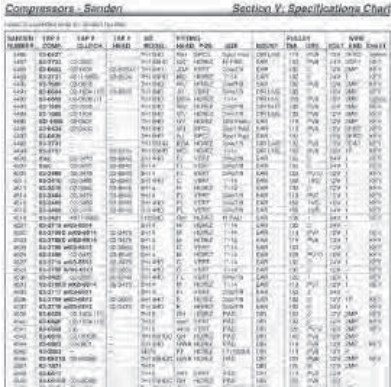
Part Number Description:

1. Locate the Identification Tag on the compressor body - the "Model No." found in the upper right corner is the Sanden "Part Number" needed.
2. Refer to the chart on page 272. The chart is listed in ascending order by the Sanden part numbers along with our corresponding number and the compressors characteristics or specifications.
3. Verify the compressor using the Section V: Illustrated section. Part numbers are listed by our part number in ascending order.


1.



2.






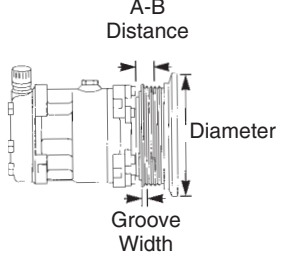




3.



Visual Description - if the identification tag cannot be read or is missing or if the compressor is being changed out - the following information will be needed:



















1. Refrigerant Type: R134a or R12 - check vehicle for refrigerant label
2. Head Type: Vertical, Horizontal (Sanden usually casts up to three alpha code in the head ie: JDA)
3. Head Fitting Type: O'Ring Type 3/4"x7/8"; Tube-O Type 1"-14 or Pad Type
4. Clutch Voltage: Determine if 12 or 24 Volt System
5. Clutch Type: Determine if Single, Double or Multi Groove Clutch Pulley
6. Clutch Diameter: Measure the Diameter of the Pulley
7. Clutch Connection: Single or Double Wire, Bullet, MetriPak or WeatherPak
8. Clutch A-B Distance: For proper belt alignment, accurately measure the A-B Distance
9. Mounting Type: Ear Mount or Direct Mount (crossbolt or tangential) Type
10. Service Valve: Choose the correct service valve using that section of this catalog

Typical Examples:

<p>Single Groove Clutch</p>  <p>DIRECT MOUNT</p>	<p>Double Groove Clutch</p>  <p>EAR MOUNT</p>	<p>Multi Groove Clutch</p>  <p>PRESSURE RELIEF VALVE</p>	
 <p>VERTICAL TUBE-O 1"-14</p>	 <p>VERTICAL O'RING 3/4x7/8</p>	 <p>HORIZONTAL PAD TYPE</p>	 <p>CLUTCH CONNECTIONS</p>

















Connectors

* Note: Compressor supplied may have a different style connector than illustration provides. May require reuse of original connector, or use of jumper wire.

<p>T1 w/o diode</p>  <p>1 Wire, Male, Bullet</p>	<p>T2 w/o diode</p>  <p>1 Wire, Female</p>	<p>T3 w/o diode T3D w/diode</p>  <p>1 Wire, Male</p>	<p>T4 w/o diode</p>  <p>1 Wire, Male</p> <p>Black - Red +</p>
<p>T5D w/diode</p>  <p>2 Wire, Female</p> <p>Black - Red +</p>	<p>T6 w/o diode T6D w/diode</p>  <p>2 Wire</p> <p>Black - B/W +</p>	<p>T7 w/o diode</p>  <p>2 Wire, Deutsch</p>	<p>T8 w/o diode</p>  <p>2 Wire, Female</p> <p>Black - B/W +</p>
<p>T9 w/o diode</p>  <p>2 Wire, AMP</p> <p>Black - White + Red +</p>	<p>T10 w/o diode T10D w/diode</p>  <p>2 Wire, Ford</p> <p>Black - B/W +</p>	<p>T11D w/diode</p>  <p>2 Wire</p>	<p>T12 w/o diode T12D w/diode</p>  <p>2 Wire, Male</p>
<p>T13 w/o diode</p>  <p>2 Wire</p>	<p>T14 w/o diode T14D w/diode</p>  <p>3 Wire</p>	<p>T15 w/o diode</p>  <p>1 Wire, AMP, Spade</p>	<p>T16 w/o diode T16D w/diode</p>  <p>1 Wire, Bullet</p>
<p>J1</p>  <p>J1 - Jumper</p>	<p>J2</p>  <p>J2 - Jumper</p>		

















Rear Head and Identification (Listed alphabetically by style)

NOTE: All heads supplied with gasket.
If part number is not shown, head is N/A (Not Available).

<p>Style B</p>  <p>Vertical Flare 3/4" x 7/8" SD508,510 Compressor with R12 Charging Ports</p>	<p>Style C</p>  <p>03-6544 Vertical Tube-O'ring 1" x 14 SD5H14 Compressor without Charging Port Holes</p>	<p>Style CB</p>  <p>03-6541 Vertical Tube-O'ring 1" x 14 7H13, 7H15 Compressor without Charging Port Holes</p>	<p>Style CBA</p>  <p>03-6541A Vertical Tube-O'ring 1" x 14 SD7H15 Compressor with Pressure Relief Valve</p>
<p>Style FC</p>  <p>03-6508 Vertical O'ring 3/4" x 7/8" 5H14 Compressor without Charging Port Holes</p>	<p>Style FG</p>  <p>03-6503 Vertical O'ring 3/4" x 7/8" SD505, 507, 510 Compressors with R12 Charging Port Holes</p>	<p>Style FL</p>  <p>03-6543 Vertical O'ring 3/4" x 7/8" 5H14 Compressor without Charging Port Holes</p>	<p>Style GH</p>  <p>03-6551 Horizontal Tab Freightliner Slimline Connections with Pressure Relief Valve</p>
<p>Style GK</p>  <p>Horizontal Pad 3/4" x 7/8" SD7H15 Compr. with Pressure Relief Valve, and w/Switch Port</p>	<p>Style GQ</p>  <p>03-6552 Lateral Pad 3/4" x 7/8" SD7H15 Compressor with Pressure Relief Valve</p>	<p>Style GSA</p>  <p>03-6553 Lateral Pad Kenworth, Peterbilt with Pressure Relief Valve</p>	<p>Style GV</p>  <p>03-6554 FLX7 - Rear Pad Head (uses #16-4224 o-rings)</p>
<p>Style GWA</p>  <p>03-6555 Horizontal Pad (Navistar) SD7H15 Compressor with Pressure Relief Valve</p>	<p>Style JD</p>  <p>03-6533 Vertical O'ring 3/4" x 7/8" 7H13, 7H15 Compressor without Charging Port Holes</p>	<p>Style JDA</p>  <p>03-6533A Vertical O'ring 3/4" x 7/8" SD7H15 Compressor with Pressure Relief Valve Hole</p>	<p>Style K</p>  <p>03-6546 Horizontal O'ring 3/4" x 7/8" SD5H14 Compressor without Charging Port Holes</p>












Rear Head and Identification (continued)

NOTE: All heads supplied with gasket.
If part number is not shown, head is N/A (Not Available).

<p style="text-align: center;">Style KC (thin head)</p>  <p>03-6540C Horizontal O'ring 3/4" x 7/8" SD7H15 Compressor without Pressure Relief Valve</p>	<p style="text-align: center;">Style KCA (thick head)</p>  <p>03-6556 Horizontal O'ring 3/4" x 7/8" SD7H15 Compressor with Pressure Relief Valve</p>	<p style="text-align: center;">Style KG (thin head)</p>  <p>03-6540G Horizontal O'ring 3/4" x 7/8" SD7H15 Compressor without Pressure Relief Valve</p>	<p style="text-align: center;">Style M</p>  <p>03-6545 Horizontal Tube-O 1"x14 SD508, 5H14 Compressors without Charging Port Holes</p>
<p style="text-align: center;">Style MD</p>  <p>03-6534 Horizontal Tube-O'ring 1"x14 SD708, 7H15 Compressors without Charging Port Holes</p>	<p style="text-align: center;">Style MDA</p>  <p>03-6534A Horizontal Tube-O'ring 1"x14 SD7H15HD Compressor without Charging Ports with Pressure Relief Valve</p>	<p style="text-align: center;">Style MJ</p>  <p>Horizontal Tube-O'ring 1"x14 SD7H15 Compressor without Charging Ports</p>	<p style="text-align: center;">Style MJA</p>  <p>03-6557 Horizontal Tube-O 1" x 14 SD7H15 Compressor with Pressure Relief Valve</p>
<p style="text-align: center;">Style N</p>  <p>Vertical Tube-O'ring 1" x 14 SD505,508, 510 Compressors with R12 Charging Ports</p>	<p style="text-align: center;">Style PK</p>  <p>Side Pad (Lateral) 7H15SHD with Pressure Relief Valve and Switch Port</p>	<p style="text-align: center;">Style Q</p>  <p>Horizontal GM Pad SD508, 510, 5H14 Compressors without Charging Port Holes</p>	<p style="text-align: center;">Style QC</p>  <p>03-6558 SD7H15 Compressor 3/8" x 24" Bolt Holes with Pressure Relief Valve</p>
<p style="text-align: center;">Style QD</p>  <p>03-6559 Horizontal GM Pad M10x1.25 7H13, 7H15, 7H15HD w/o Charging Ports with Pressure Relief Valve</p>	<p style="text-align: center;">Style QH</p>  <p>Horizontal GM Pad Type SD508, 510 Compressors with Pressure Relief Valve</p>	<p style="text-align: center;">Style QM</p>  <p>Horizontal GM Pad Type SD510HD Compressor with Pressure Relief Valve</p>	<p style="text-align: center;">Style SJ</p>  <p>Horizontal Special Pad SD7H15 Compressor</p>

Rear Head and Identification (continued)

NOTE: All heads supplied with gasket.
If part number is not shown, head is N/A (Not Available).

<p style="text-align: center;">Style UB</p>  <p>03-6560 Vert. Pad M10x1.25 Bolt SD508, 5H14 Compressor without Charging Ports</p>	<p style="text-align: center;">Style UD</p>  <p>Horizontal Pad M10 x 1.25 Bolt SD5H14 Compressor without Charging Ports</p>	<p style="text-align: center;">Style UK</p>  <p>03-6548 Vertical Pad M10 x 1.25 Bolt SD7H15, 7H15HD Compressor without Charging Port Holes</p>	<p style="text-align: center;">Style WH</p>  <p>Vertical Pad (Ford/Sterling) SD7H15 Compressor without Charging Port with Switch Port</p>
<p style="text-align: center;">Style WJ</p>  <p>Vertical Pad (Ford/Sterling) SD7H15 Compressor without Charging Port with Switch Port</p>	<p style="text-align: center;">Style WL</p>  <p>03-6561 Vertical Pad M8 x 1.25 Bolt SD7H15 Compressor with Pressure Relief Valve</p>	<p style="text-align: center;">Style WV</p>  <p>03-6562 Horizontal Tab 3/4" x 7/8" SD7H15 Compressor(Volvo) with Pressure Relief Valve</p>	<p style="text-align: center;">Style 4418</p>  <p>03-6563 Vertical Pad 7H15SHD (Navistar) with Pressure Relief Valve</p>
<p style="text-align: center;">Style 4440 (GT)</p>  <p>03-6564 SD7H15 Vertical Pad @ 90°</p>	<p style="text-align: center;">Style 4615</p>  <p>03-6565 SD7H15HD Vertical Pad</p>	<p style="text-align: center;">Style 4802</p>  <p>Side Pad (Lateral) 7H15SHD with Pressure Relief Valve and Switch Port</p>	

Listed in ascended order by Sanden number.

SANDEN NUMBER	TAP # COMP.	TAP # CLUTCH	TAP # HEAD	SD MODEL	FITTING HEAD	POS.	SIZE	MOUNT	Dia. mm	PULLEY grv	volt	WIRE END	SHAFT	OIL cc's
1027K8	03-1404	02-0601	-	7H15E	GQ	V	Pad@90°	Dir	119	PV8	12v	T5D	Key	200
1027M6	03-0609	02-0601 (8)	-	7H15E	GH	H	Pad	Dir	119	PV8	12v	T5D	Key	300
1027P4	03-1608	02-0608 (8)	-	7H15E	WV	H	3/4x7/8	Dir	130	PV8	12v	T5D	Key	300
1027S4	03-0802	02-0609 (7)	-	7H15E	GWA	H	Rear Oring	Dir	119	PV8	12v	T5D	Spline	200
1027T6	03-1401	02-1606 (7)	-	7H15E	GH	H	Pad	Dir	125	PV6	12v	T5D	Spline	200
1027U3	03-1405	02-0606 (8)	-	7H15E	GQ	V	Pad@90°	Dir	125	PV6	12v	T5D	Key	200
4018	03-0807	02-3512	-	7H15HD	Spc'l	V	PAD	Dir	126	PV10	12v	T5D	Key	300
4019	03-3815	-	-	SD7E	GH	H	PAD	Dir	119	PV6	12v	T5D	Key	300
4020	03-3817	-	-	SD7E	GH	H	PAD	Dir	119	PV8	12v	T5D	Key	300
4021	03-3804	-	-	SD7E	GK	H	3/4x7/8	Dir	119	PV8	12v	T7	Key	300
4023	03-0623	02-0606S	-	SPRHDC	4802	V	Pad@90°	Dir	125	PV6	12v	T5D	Key	300
4024	03-1003	NSS (9)	-	SPRHDC	GQ	V	Pad@90°	Dir	119	PV8	24v	T9	Key	300
4025	03-0427S	NSS	-	SPRHDC	WH	V	PAD	Dir	119	PV8	12v	T14D	Key	300
4026	03-3830	NSS	-	SPRHD	WV	H	3/4x7/8	Dir	130	PV7	24v	T16D	Key	175
4027	03-3500	NSS	-	7H15HD	GV	H	Univ PAD	Dir	125	PV6	12v	T3D	Key	250
4028	03-3501	-	-	7H15HD	GV	H	Univ PAD	Dir	119	PV8	12v	T3D	Key	250
4029	03-3831	NSS	-	SPRHD	SQ	H	Pad	Dir	149	PV8	24v	T16D	Key	175
4034	03-3810	-	-	SD7E FLX	GV	H	Univ PAD	Dir	119	PV10	12v	T5D	Key	300
4036	03-0631	02-3512	-	7H15E	GH	H	Pad	Dir	119	PV10	12v	T5D	Key	240
4039	03-1401	02-0606 (8)	-	7H15HD	GH	H	PAD	Dir	125	PV6	12v	T5D	Key	300
4040	03-1405	02-0606 (8)	-	7H15HD	GQ	LAT	PAD	Dir	125	PV6	12v	T5D	Key	300
4041	03-1001C	02-1002	-	7H15HD	GQ	LAT	PAD	Ear	125	2	12v	T5D	Key	300
4042	03-1404	02-0601 (8)	-	7H15HD	GQ	LAT	PAD	Dir	119	PV8	12v	T5D	Key	300
4046	03-3561	-	-	7H15E	KF	H	1"1/16x3/4	Dir	119	PV8	12v	T12	Key	270
4047	03-0448	(9)	-	7H15SHDC	WJ	V	PAD	Dir	126	PV10	12v	T5D	Key	300
4051	03-3812	-	-	SD7E FLX	GV	H	Univ PAD	Dir	126	PV12	24v	T3D,J1	Key	300
4052	03-3822	-	-	SD7E FLX	GV	H	Univ PAD	Dir	125	2	24v	T3D,J1	Key	300
4061	03-1877	-	-	7H15	4809	-	Pad@90°	Dir	122	PV6	12v	T8	Spline	74
4066	03-3818	-	-	SD7E FLX	GV	H	Univ PAD	Dir	119	PV8	24v	T3D,J1	Key	300
4070	03-3825	-	-	7H15	JDA	V	3/4x7/8	Dir	126	PV12	12v	T3D	Key	300
4071	03-1613	02-0606S	-	SPRHD	WH	V	PAD	Dir	125	PV6	12v	T5D	Key	300
4072	03-1614	02-0610S	-	SPRHD	MDA	H	1x14	Dir	140	PV8	12v	T5D	Key	300
4075	03-0609S	02-0601S	-	7H15SHDC	GH	H	PAD	Dir	119	PV8	12v	T5D	Key	300
4076	03-0610S	02-0606S	-	7H15SHDC	GH	H	PAD	Dir	125	PV6	12v	T5D	Key	300
4077	03-1404S	02-0601S	-	7H15SHDC	GQ	V	PAD	Dir	119	PV8	12v	T5D	Key	300
4078	03-1002	02-3514S	-	7H15SHDC	GQ	LAT	Pad@90°	Dir	126	PV12	12v	T5D	Key	240
4080	03-1405S	02-0606S	-	7H15SHDC	GQ	LAT	PAD	Dir	125	PV6	12v	T5D	Key	300
4081	03-1407	NSS	-	7H15SHD	GSA	-	TOP PAD	Dir	123	PV8	12v	T5D	Key	300
4082	03-0616	02-0610S	-	7H15SHDC	GH	H	PAD	Dir	140	PV8	12v	T5D	Key	300
4083	03-0617	-	-	7H15	WH	V	PAD	Dir	123	PV8	12v	T5D	Key	300
4084	03-0620	02-0601S	-	7H15SHDC	MDA	H	1"-14	Dir	123	PV8	12v	T5D	Key	300
4085	03-1605	-	-	7H15SHD	WV	H	3/4x7/8	Dir	125	PV6	12v	T5D	Key	300
4086	03-1009	NSS	-	SPRHD	KGA	H	3/4x7/8	Dir	119	PV8	12v	T2	Key	240
4087	03-1408	-	-	SHDC	GSA	-	TOP PAD	Dir	126	PV7	12v	T5D	Key	300
4088	03-0622	02-3514S	-	SHDC	MDA	H	1"-14	Dir	126	PV12	12v	T5D	Key	300
4090	03-3418S	02-0601S	-	7H15SHDC	KCA	H	3/4x7/8	Dir	119	PV8	12v	T5D	Key	300
4091	03-1410	02-0606S	-	SHDC	MDA	H	1"-14	Dir	126	PV12	12v	T5D	Key	300
4092	03-0427S	-	-	SPRHDC	WH	V	PAD	Dir	119	PV8	12v	T14D	Key	300
4093	03-3489E	-	-	7H15E	JD	V	3/4x7/8	Ear	125	2	24v	T3D	Key	200
4096	03-1010	NSS	-	SPRHD	KCA	H	3/4x7/8	Dir	126	PV7	12v	T5D	Key	300
4097	03-0628	02-0610S	-	SPRHD	4802	-	-	Dir	140	PV8	12v	T5D	Key	300
4098	03-0629	-	-	SPRHD	4802	-	-	Dir	160	PV6	12v	T5D	Key	300
4099	03-0630	-	-	SPRHD	4802	V	Pad Top	Dir	160	PV8	12v	T5D	Key	300
4261	03-1852S	-	-	7H15HD	GT	V	Pad@90°	Dir	112	PV6	12v	T13	Spline	135
4269	03-3727A	02-3485	-	7H15HD	KG	H	3/4x7/8	Ear	132	2	24v	T3D	Key	200
4271	03-3489A	02-3485	-	7H15HD	JD	V	3/4x7/8	Ear	132	2	24v	T3D	Key	200
4272	03-3440A	02-3064	-	7H15	KG	H	3/4x7/8	Ear	132	2	12v	T3D	Key	200

NOTE: Refer notes and abbreviations on page 280.

Section V: Illustrated

Sanden - Compressors

Listed in ascended order by Sanden number (continued).

SANDEN NUMBER	TAP # COMP.	TAP # CLUTCH	TAP # HEAD	SD MODEL	FITTING HEAD	POS.	SIZE	MOUNT	Dia. mm	PULLEY grv	volt	WIRE END	SHAFT	OIL cc's
4277	03-0812	-	-	7H15E	4418	-	-	Dir	119	PV8	12v	T5D	-	300
4280	03-1011	NSS		SPRHD	GQ	V	-	Dir	125	PV6	24v	T5D	Key	300
4281	03-3784E	-	-	7H15E	JDA/JD	V	3/4x7/8	Ear	119	PV8	12v	T1	Key	175
4283	03-3827	-		7H15E	4095	H	Pad	Dir	152	PV8	12v	T7	-	300
4286	03-1608S	NSS		SPRHDC	WV	H	3/4x7/8	Dir	130	PV8	12v	T5D	Key	300
4289	03-1007	-	-	7H15HD	4289	-	-	Dir	126	PV7	12v	-	-	180
4291	03-3828	02-3482		7H15E	4095	H	Pad	Dir	130	PV8	24v	T7	-	180
4298	03-3550	-	-	SPRHD	WV	H	3/4x7/8	Dir	180	PV8	24v	T16D	-	280
4300	03-3740	-	03-6534	7H15SHD	MD	H	1"-14	Dir Lng	152	PV8	24v	T2	Key	285
4301	03-3738	02-3482	-	7H15SHD	GK	H	3/4x7/8	Dir Lng	130	PV8	24v	T7	Key	300
4302	03-3747	-	-	7H15SHD	GK	H	3/4x7/8	Dir Lng	152	PV8	24v	T7	Key	300
4303	03-0427	02-0437 (7)	-	7H15HD	WH	SPC	Pad@ 45°	Dir Lng	119	PV8	12v	T14	Spline	300
4304	03-0432	02-0435	-	SD7E	GH	SPC	Spcl Pad	Dir Lng	125	PV6	12v	T10	Key	300
4305	03-0434	02-0430	-	7H15HD	WJ	SPC	Spcl Pad	Ear	119	PV8	12v	T10	Key	300
4306	03-0614	02-1604 (10)	-	7H15HD	KCA	H	3/4x7/8	Dir Lng	132	2	12v	T5D	Key	300
4307	03-0621	02-0601	-	7H15HD	WJ	V	PAD	Dir	119	PV8	12v	T5D	Key	300
4308	03-3823	-	-	7H15	GV	H	Univ PAD	Ear	152	2	12v	T3D	Key	135
4309	03-3716	02-3513	-	FLX7	GV	H	Univ PAD	Ear	125	PV10	24v	T3D,J1	Key	200
4310	03-3708T	02-3468	-	7H15	GV	H	Univ PAD	Dir	119	PV8	12v	T3D	Key	200
4314	03-0615	02-0601	-	7H15HD	PK	LAT	PAD	Dir	119	PV8	12v	T5D	Key	300
4318	03-3404	-	-	7H15HD	UK	V	Pad	Ear	132	2	12v	T5D,J2	Key	-
4322	03-1008	02-0601	-	7H15HD	GSA	-	TOP PAD	Dir	119	PV8	12v	T5D	Key	300
4324	03-1202	(9)	-	SPRHD	WV	H	3/4x7/8	Dir	180	PV8	24v	T16D	Key	175
4325	call	02-3485	-	7H15HD	JD	V	3/4x7/8	Dir	132	2	24v	T4	Key	300
4326	03-1201	NSS	-	7H15SSHDC	WV	H	3/4x7/8	Dir	180	PV8	12v	T5D	Key	300
4327	03-3718T	-	-	FLX7	GV	H	Univ PAD	Dir	119	PV8	24v	T3D,J1	Key	200
4332	03-1859	02-3484	-	7H15HD	SJA	H	Pad	Dir	130	PV7	12v	T8	Spline	240
4342	03-1875	-	-	7H15	4850	-	-	Dir	119	PV8	12v	T8	Spline	75
4347	03-0805	-	-	SD7E	Spcl	V	PAD	Dir	119	PV10	12v	T5D	Key	300
4352	03-0609S	02-0601S	-	7H15SHDC	GH	H	PAD	Dir	119	PV8	12v	T5D	Key	300
4355	03-3738E	-	-	ENH-7H15	GK	H	3/4x7/8	Dir	133	PV8	24v	T7	Key	300
4362	03-1869	-	-	7H15HD	GT	-	PAD	Dir	119	PV7	12v	T8	Spline	240
4368	03-1404S	02-0601S	-	7H15SHDC	GQ	V	PAD	Dir	119	PV8	12v	T5D	Key	300
4369	03-1004	02-3512S	-	7H15SHDC	GSA	-	TOP PAD	Dir	126	PV10	12v	T5D	Key	300
4370	03-1002	02-3514S	-	7H15SHDC	GQ	LAT	PAD	Dir	126	PV12	12v	T5D	Key	240
4376	03-1401S	02-0606S	-	7H15SHDC	GSA	-	-	Dir	125	PV6	12v	T5D	Key	300
4377	03-1405S	02-0606S	-	7H15SHDC	GQ	-	TOP PAD	Dir	125	PV6	12v	T5D	Key	300
4378	03-0624	02-3514S	-	7H15SHDC	4802-PK	V	PAD	Dir	126	PV10	12v	T5D	Key	300
4379	03-1408	NSS	-	7H15SHDC	GSA	-	TOP PAD	Dir	126	PV7	12v	T5D	Key	300
4381	03-0622	02-3514S	-	7H15SHDC	MDA	H	1"-14	Dir	126	PV12	12v	T5D	Key	300
4382	03-3814	-	-	SD7E	GWA	H	PAD	Dir	119	PV6	12v	T5D	Key	300
4383	03-1001C	02-1002S	-	7H15SHDC	GQ	LAT	PAD	Ear	125	2	12v	T5D	Key	300
4384	03-1406	NSS	-	7H15SHDC	GQ	LAT	PAD	Dir	126	PV10	12v	T5D	Key	300
4388	03-3548			7H15HD	GH	H	Pad	Dir	126	PV7	12v	T5D	Key	300
4389	03-1012	NSS		SPRHD	GSA	-	TOP PAD	Dir	126	PV7	24v	-	Key	300
4391	03-3418S	02-0601S	-	7H15SHDC	KCA	H	3/4x7/8	Dir	119	PV8	12v	T5D	Key	300
4392	03-1403S	02-1002S	-	7H15SHDC	JDA	V	3/4x7/8	Ear	125	2	12v	T5D	Key	300
4393	03-1403S	-		SPRHD	JDA	V	3/4x7/8	Ear	132	2	12v	T3 *	Key	300
4394	03-1409	02-0601S	-	7H15SHDC	MDA	H	1"-14	Ear	119	PV8	12v	T5D	Key	300
4396	03-1869	02-0609	-	7H15HD	GT	V	Pad@90°	Dir	119	PV7	12v	T8	Spline	240
4398	03-1407	NSS	-	7H15SHD	GSA	-	TOP PAD	Dir	123	PV8	12v	T5D	Key	300
4399	03-3503	NSS	-	7H15SHDC	GV	H	Univ PAD	Dir	119	PV7	12v	T11D,J3	Key	135
4400	03-1874	-	-	7H15	-	-	-	Dir	120	PV8	12v	T8	Key	74
4401	03-3802T	-	-	SD7E FLX	GV	H	Univ PAD	Dir	125	2	12v	T3D	Key	300
4402	03-3821	(9)	-	ENH-7H15	MD	H	1"-14	Dir	138	1	24v	T2D	Key	300
4404	03-3504	(9)	03-6540G	7H15	KG	H	3/4x7/8	Dir	119	PV8	12v	T5D	Key	300
4405	03-3505	(9)	-	7H15	JDA	V	3/4x7/8	Dir	119	PV10	12v	T3D	Key	300

NOTE: Refer notes and abbreviations on page 280.



Listed in ascended order by Sanden number (continued).

SANDEN NUMBER	TAP # COMP.	TAP # CLUTCH	TAP # HEAD	SD MODEL	FITTING			MOUNT	Dia. mm	PULLEY		WIRE END	SHAFT	OIL cc's
					HEAD	POS.	SIZE			grv	volt			
4407	03-0811	02-3512	--	7H15	4418	V	PAD	Dir	126	PV10	12v	T5D	Key	300
4408	03-1410	02-0606S (9)	--	SPRHDC	GSA	--	TOP PAD	Ear	125	PV6	12v	T5D	Key	300
4409	03-3819	02-3504	--	E-SPRHDC	JDA	V	3/4x7/8	Ear	152	2	24v	T2D	Key	300
4410	03-0434S	02-0601S	--	SPRHDC	WJ	V	PAD	Dir	119	PV8	12v	T5D	Key	300
4411	03-1005	NSS (9)	--	SPRHDC	MDA	H	1"-14	Dir	126	PV10	12v	T5D	Key	300
4412	03-1005	NSS (9)	--	SPRHDC	MDA	H	1"-14	Dir	126	PV10	12v	T5D	Key	300
4417	03-0609	02-0601	--	7H15HD	GH	H	H-PAD	Dir Lng	119	PV8	12v	T5D	Key	300
4418	03-0804	02-0601	--	7H15HD	4418	--	PAD	Dir Lng	119	PV8	12v	T5D	Key	300
4419	03-3702T	02-1002	--	7H15-FLX	GV	H	Univ PAD	Dir Lng	125	2	12v	T3D,J1	Key	200
4420	03-3708T	02-0601	--	7H15-FLX	GV	H	Univ PAD	Dir Lng	119	PV8	12v	T3D,J1	Key	200
4421	03-0607	02-0601	--	7H15HD	MDA	H	1"-14	Dir	119	PV8	12v	T5D	Key	300
4422	03-0427	02-0430	--	7H15HD	WH	SPC	Spcl Pad	Dir Lng	119	PV8	12v	T14	Key	300
4423	03-0432	02-0435	--	7H15HD	WJ	SPC	Spcl Pad	Dir Lng	125	PV6	12v	T10	Key	300
4424	03-1401	02-0606	--	7H15HD	GSA	--	TOP PAD	Dir	125	PV6	12v	T5D	Key	300
4425	03-1405	02-0606	--	7H15HD	GQ	LAT	3/4x7/8	Dir	125	PV6	12v	T5D	Key	300
4426	03-1001C	02-1002	--	7H15HD	GQ	LAT	3/4x7/8	Ear	125	2	12v	T5D	Key	300
4427	03-0434	02-0430	--	7H15HD	WJ	SPC	Spcl Pad	Ear	119	PV8	12v	T10	Key	300
4428	03-0614	02-1604	--	7H15HD	KCA	H	3/4x7/8	Dir Lng	132	2	12v	T5D	Key	300
4429	03-0612	02-1604	--	7H15HD	GH	H	H-PAD	Ear	132	2	12v	T5D	Key	300
4430	03-0610	02-0606	--	7H15HD	GH	H	H-PAD	Dir Lng	125	PV6	12v	T5D	Key	300
4431	03-0601	02-0601	--	7H15HD	MDA	H	1"-14	Ear	119	PV8	12v	T5D	Key	300
4432	03-1404	02-0601	--	7H15HD	GQ	LAT	3/4x7/8	Dir	119	PV8	12v	T5D	Key	300
4433	03-1403	02-1002	--	7H15HD	JDA	V	3/4x7/8	Ear	125	2	12v	T5D	Key	300
4434	03-3709	02-1604	--	7H15-FLX	GV	H	Univ PAD	Ear	132	2	12v	T3D,J1	Key	200
4435	03-3719	02-3485	--	7H15-FLX	GV	H	Univ PAD	Ear	132	2	24v	T3D,J1	Key	200
4440	03-1853S	--	--	7H15HD	GT	H	Univ PAD	Dir Lng	130	PV6	12v	T13	Spline	135
4451	call	--	--	7H15HD	GV	H	Univ PAD	Ear	119	PV8	12v	T1	Key	200
4453	03-3508	02-3468 (9)	--	7H15	MDA	H	1"-14	Ear	119	PV8	12v	T3D,J1	Key	200
4455	03-3530	--	--	SD7H13	JE	--	--	Ear	119	PV6	12v	T1	Key	135
4456	call	--	--	7H13	JE	--	--	Ear	125	2	12v	T1	Key	135
4457	03-3709A	02-1604	--	7H15-FLX	GV	H	Univ PAD	Ear	132	2	12v	T3D,J1	Key	200
4458	03-3709C	02-1604	--	7H15-FLX	GV	H	Univ PAD	Ear	133	2	12v	T3D,J1	Key	200
4460	03-3708A	02-0601	--	7H15-FLX	GV	H	Univ PAD	Ear	119	PV8	12v	T3D,J1	Key	200
4465	03-1874	--	--	7H15HD	4400	V	Pad@90°	Dir	119	PV8	12v	T8	Key	74
4467	03-3403	--	--	7H15HD	UK	V	Pad	Ear	128	PV6	12v	T5D,J2	Key	00
4468	03-3729	02-3481	--	7H15SHD	GK	H	3/4x7/8	Ear	138.5	1	24v	T7	Key	300
4469	03-0410	02-0431	--	7H15HD	WJ	SPC	Spcl Pad	Ear	132	1	12v	T10	Key	300
4471	03-0602	02-1604 (10)	--	7H15HD	MJA	H	1"-14	Ear	132	2	12v	T5D	Key	240
4472	03-0612	02-1604 (10)	--	7H15HD	GH	H	H-PAD	Ear	132	2	12v	T5D	Key	300
4473	03-0610	02-0606	--	7H15HD	GH	H	H-PAD	Dir Lng	125	PV6	12v	T5D	Key	300
4474	03-0421	02-0430	--	7H15HD	WH	SPC	Spcl Pad	Dir Lng	119	PV8	12v	T10	Key	300
4475	03-0605	02-1606 (7)	--	7H15HD	CBA	V	1"-14 PRV	Dir	125	PV6	12v	T5D	Spline	300
4477	03-0601	02-0601	--	7H15HD	MJA	H	1"-14	Ear	119	PV8	12v	T5D	Key	300
4478	03-3730	02-3477	03-6534	7H15SHD	MD	H	1"-14	Ear	152	2	12v	T2	Key	285
4479	03-3732	02-3486	--	7H15SHD	GK	H	3/4x7/8	Ear	152	1	24v	T7	Key	300
4480	03-3499	02-3479	03-6540C	7H15SHD	KC	H	3/4x7/8	Ear	138.5	1	12v	T12	Key	300
4482	03-0607	02-0601 (8)	--	7H15HD	MJA	H	1"-14	Dir Lng	119	PV8	12v	T5D	Key	300
4484	03-1403	02-0602	03-6533A	7H15HD	JDA	V	3/4x7/8	Ear	125	2	12v	T5D	Spline	300
4485	03-0609	02-0601	--	7H15HD	GH	H	H-PAD	Dir Lng	130	PV8	12v	T5D	Key	300
4486	03-0427	02-0430	--	7H15HD	WH	V	Pad@ 45°	Dir Lng	119	PV8	12v	T14	Key	300
4487	03-3733	02-3482	--	7H15SHD	GK	H	3/4x7/8	Ear	130	PV8	24v	T7	Key	300
4488	03-0603	02-1604	03-6533A	7H15HD	JDA	V	3/4x7/8	Ear	132	2	12v	T5D	Key	300
4489	03-3731	02-3504	03-6534	7H15SHD	MD	H	1"-14	Ear	152	2	24v	T2	Key	285
4490	03-1600	02-0608	--	7H15HD	WV	H	3/4x7/8	Ear	130	PV8	12v	T5D	Key	300
4491	03-0604	02-1604 (10)	03-6533	7H15HD	JD	V	3/4x7/8	Dir Lng	132	2	12v	T5D	Key	300
4492	03-0606	02-1606 (7)	--	7H15HD	MDA	H	1"-14	Dir Lng	125	PV6	12v	T5D	Spline	300
4493	03-1608	02-0608	--	7H15HD	WV	H	3/4x7/8	Dir Sht	130	PV8	12v	T5D	Key	300

NOTE: Refer notes and abbreviations on page 280.

Section V: Illustrated

Sanden - Compressors

Listed in ascended order by Sanden number (continued).

SANDEN NUMBER	TAP # COMP.	TAP # CLUTCH	TAP # HEAD	SD MODEL	FITTING HEAD	POS.	SIZE	MOUNT	Dia. mm	PULLEY grv	volt	WIRE END	SHAFT	OIL cc's
4494	03-1605	02-1606	-	7H15HD	WV	H	3/4x7/8	Dir Lng	125	PV6	12v	T5D	Spline	300
4495	03-3508	02-0601	-	7H15HD	GV	H	GM metric	Ear	119	PV8	12v	T3D,J1	Key	200
4496	03-0434	02-0430	-	7H15HD	WJ	SPC	Spc'l Pad	Ear	119	PV8	12v	T10	Key	300
4497	03-0435	02-3503	-	7H15HD	SJ	SPC	Spc'l Pad	Ear	132	2	12v	T10	Key	300
4498	03-3741	-	-	7H15SHD	KCA	H	3/4x7/8	Dir Lng	133	PV8	12v	T7	Key	300
4499	03-3737	02-3510	03-6534	7H15SHD	MD	H	1"-14	Dir Lng	152	PV8	12v	T2	Key	285
4506	03-3489A	02-3470	-	7H15HD	JD	V	3/4x7/8	Ear	132	2	24v	T3D	Key	200
4507	03-3489A	02-3470	-	7H15HD	JD	V	3/4x7/9	Ear	132	2	24v	T3D	Key	200
4508	03-3488	02-3476	03-6543	5H14	FL	V	3/4x7/8	Ear	125	PV10	12v	T1	Key	210
4510	call	02-3064	-	5H14HD	FL	V	3/4x7/8	Ear	132	2	12v	T1	Key	210
4511	03-3410	02-3469	03-6544	5H14HD	C	V	1"-14	Ear	158	1VG	12v	T1	Key	240
4513	03-3415	02-3064	03-6545	5H14	M	H	1"-14	Ear	132	2	12v	T1	Key	210
4514	03-3484	02-3475	03-6543	5H14	FL	V	3/4x7/8	Ear	119	PV7	12v	T1	Key	210
4515	03-3485	02-3469	03-6543	5H14HD	FL	V	3/4x7/8	Ear	158	1VG	12v	T1	Key	240
4516	03-3486	02-3489	03-6543	5H14HD	FL	V	3/4x7/8	Ear	158	1VG	24v	T1	Key	210
4519	03-3421	-	-	510HD,R12	QM	H	H PAD	Ear	138	1	24v	T7	Key	240
4521	03-3728	02-3470	-	7H15HD	MD	H	1"-14	Ear	125	2	24v	T1	Key	210
4522	03-3468	02-3475	-	7H15	MD	H	1"-14	Ear	119	PV8	12v	T1	Key	210
4523	03-3468	02-3475	-	7H15	MD	H	1"-14	Ear	119	PV8	12v	T1	Key	210
4525	03-3419	02-3064	-	7H15HD	CB	V	1"-14	Ear	132	2	12v	T1	Key	240
4526	03-3496	02-3476	03-6545	5H14	M	H	1"-14	Ear	125	PV10	12v	T1	Key	210
4527	03-3726	02-3470	-	7H15	CB	V	1"-14	Ear	132	2	24v	T1	Key	175
4529	03-3419	02-3064	-	7H15HD	CB	V	1"-14	Ear	132	2	12v	T1	Key	240
4530	03-3420	02-3087	03-6543	5H14HD	FL	V	3/4x7/8	Ear	122	1	12v	T1	Key	210
4531	03-3708D w/03-6514; 02-3475	-	-	5H14	M	H	1"-14	Ear	119	PV7	12v	T1	Key	210
4532	03-3717 w/03-6511	-	-	5H14	FL	V	3/4x7/8	Ear	152	2	24v	T1	Key	210
4536	03-3440A	02-3064	-	7H15HD	KG	H	3/4x7/8	Ear	132	2	12v	T3D	Key	135
4537	03-3727A	02-3470	-	7H15HD	KG	H	3/4x7/8	Ear	132	2	24v	T1	Key	175
4538	03-0625	02-1604	-	7H15	GH	H	PAD	Dir	132	2	12v	T5D	Key	300
4540	03-0626	02-1604	-	7H15	spc'l	V	PAD	Dir	132	2	12v	T5D	Key	300
4541	03-0808	02-3514 (9)	-	7H15	4418	V	PAD	Dir	126	PV12	12v	T5D	Key	300
4543	03-0616	02-0610S	-	7H15SHDC	GH	H	PAD	Dir	140	PV8	12v	T5D	Key	300
4544	03-0802	02-0601	-	7H15HD	GWA	H	PAD	Dir	119	PV8	12v	T5D	Key	300
4545	03-3803	-	-	SD7E	KF	H	1-1/16x3/4	Dir	119	PV8	12v	T12D	Key	270
4546	call	-	-	5H14HD	FL	V	3/4x7/8	Ear	132	2	12	T1	Key	210
4547	03-1874	-	-	7H15	4400	-	-	Dir	120	PV8	12v	T8	Key	74
4548	03-0617	-	-	7H15	WH	V	PAD	Dir	119	PV8	12v	T5D	Key	300
4549	03-0610S	02-0606S	-	7H15SHDC	GH	H	PAD	Dir	125	PV6	12v	T5D	Key	300
4577	03-1013	-	-	SPRHD	4577	-	-	Dir	126	PV7	12v	T5D	-	300
4578	03-0813	-	-	SPRHD	MDA	H	1x14	Dir	133	PV6	12v	-	-	300
4580	03-3829	-	-	7H15E	KF	H	1"1/16x3/4	Dir	126	1	24v	T12	Key	300
4581	03-1203	-	-	7H15E	WV	H	3/4x7/8	Dir	119	PV8	12v	-	-	300
4584	03-0814	-	-	7H15HD	4018	V	Pad Top	Dir	119	PV8	12v	T5D	-	300
4585	03-0815	-	-	7H15E	4018	V	Pad Top	Dir	119	PV6	12v	-	-	300
4592	03-3549	-	-	7H15HD	4545	-	-	Dir	119	PV8	24v	-	-	300
4600	03-3708D w/03-6511; 02-3478	-	-	7H15SHD	GV	-	-	Ear	125	PV6	12v	-	Key	270
4602	03-0420	02-0434	-	7H15	WH	V	PAD (U)	Dir	169	1	12v	T10	Key	300
46023	03-0415	-	-	7H15	WH	V	PAD	Dir	-	-	-	-	Key	300
4603	03-0410	02-0431	-	7H15	WJ	SPC	Spc'l Pad	Ear	132	1	12v	T10	Key	300
46033	03-0414	-	-	7H15	WJ	H	PAD	Ear	-	-	-	-	Key	300
4604	03-3729	02-3481	-	7H15SHD	GK	H	3/4x7/8	Ear	138.5	1	24v	T7	Key	300
4608	03-3749	02-3505	-	7H15SHD	GK	H	3/4x7/8	Ear	138	1	12v	T7	Key	300
4609	03-3730	02-3477	03-6534	7H15SHD	MD	H	1"-14	Ear	152	2	12v	T2	Key	240
4611	03-3731	02-3504	03-6534	7H15SHD	MD	H	1"-14	Ear	152	2	24v	T2	Key	285
4615	03-0615**	02-0601S	-	7H15HDC	Spc'l	V	PAD	Dir	119	PV8	12v	T5D	Key	300
4616	03-3802	-	-	SD7E FLX	GV	H	Univ PAD	Ear	125	2	12v	T3D	Key	300
4617	03-3491	02-3477	03-6534	7H15SHD	MD	H	1"-14	Ear	152	2	12v	T1	Key	300

NOTE: Refer notes and abbreviations on page 280.

Listed in ascended order by Sanden number (continued).

SANDEN NUMBER	TAP # COMP.	TAP # CLUTCH	TAP # HEAD	SD MODEL	FITTING			MOUNT	Dia. mm	PULLEY		WIRE END	SHAFT	OIL cc's
					HEAD	POS.	SIZE			grv	volt			
4618	03-1844	02-3498	-	7H15HD	SJA	H	Spc'l Pad	Ear	119	PV7	12v	T5D	Key	240
4626	03-3416	02-3464 (3)	03-6533	7H15HD	JD	V	3/4x7/8	Dir	132	2	12v	T4	Key	300
4627	03-3490	02-3063	03-6533	7H15HD	JD	V	3/4x7/8	Ear	125	2	12v	T4	Key	300
4628	03-3414	02-3079	03-6533	7H15	JD	V	3/4x7/8	Dir	119	PV6	12v	T1	Key	240
4637	03-3407	02-3472	03-6540C	7H15SHD	KC	H	3/4x7/8	Ear	133	PV8	12v	T12	Key	270
4639	03-3470	02-3464A (9)	03-6533	7H15HD	JD	V	3/4x7/8	Ear	132	2	12v	T3 *	Key	270
4640	03-3732	02-3486	-	7H15SHD	GK	H	3/4x7/8	Ear	152	1	24v	T7	Key	300
4641	03-3498	02-3468 (5)	03-6534	7H15	MD	H	1"-14	Dir	119	PV6	12v	T1	Key	240
4643	03-3419	02-3464	03-6541	7H15HD	CB	V	1"-14	Ear	132	2	12v	T1	Key	240
4644	03-3470	02-3464	03-6533A	7H15HD	JDA	V	3/4x7/8	Ear	132	2	12v	T3D	Key	300
4645	03-3471	02-3468 (5)	03-6533A	7H15HD	JDA	V	3/4x7/8	Ear	119	PV7	12v	T3D	Key	300
4646	03-3422	02-3464	-	7H15HD	MJA	H	1"-14	Ear	132	2	12v	T3D	Key	240
4647	03-3470	02-3464A	03-6533A	7H15HD	JDA	V	3/4x7/8	Ear	132	2	12v	T3D	Key	240
4648	03-3560	NSS	-	SPRHD	YE	V	Pad Top	Dir	126	PV10	24v	-	Key	240
4651	03-0817	-	-	7H15HD	GWA	-	-	Dir	125	PV6	24v	T5D	Key	240
4652	03-3489	02-3471	03-6533	7H15HD	JD	V	3/4x7/8	Ear	125	2	24v	T4	Key	270
4653	03-0436	02-0435	03-6541	7H15	CB	V	1"-14	Ear	119	PV6	12v	T10	Key	240
4654	03-3470D	02-3477	03-6533	7H15SHD	JD	V	3/4x7/8	Ear	132	2	12v	T1	Key	270
4655	call	-	-	7H15	KC	H	3/4x7/8	Dir	119	PV6	12v	-	Key	135
4656	03-3729	02-3481	-	7H15	GK	H	3/4x7/8	Ear	138	1	24v	T7	Key	300
4659	03-1612	02-3509	03-6540C	7H15	KC	H	3/4x7/8	Ear	130	PV8	12v	T4	Key	270
4660	03-3784	02-3468 (10)	03-6533A	7H15	JDA	V	3/4x7/8	Ear	119	PV8	12v	T3D,J1	Key	270
4661	03-3499	02-3479	03-6540C	7H15SHD	KC	H	3/4x7/8	Ear	138.5	1	12v	T12	Key	300
4663	03-3490	02-3063	03-6533	7H15	JD	V	3/4x7/8	Ear	125	2	12v	T1 *	Key	135
4664	03-3470	02-3464	03-6533	7H15HD	JD	V	3/4x7/8	Ear	132	2	12v	T3D,J1	Key	240
4665	03-3471	02-3468 (5)	03-6533	7H15HD	JD	V	3/4x7/8	Ear	119	PV7	12v	T3D	Key	300
4666	03-3418	02-3468	03-6540C	7H15	KC	H	3/4x7/8	Dir	119	PV8	12v	T1	Key	240
4667	03-3718W	02-3468	03-6540C	7H15	KC	H	3/4x7/8	Dir Lng	119	PV8	12v	T5D	Key	300
4672	03-3468	02-0601 (9)	-	7H15HD	MDA	H	1"-14	Ear	119	PV8	12v	T3D *	Key	240
4673	03-3509	-	-	7H15SHD	KC	H	3/4x7/8	Ear	132	2	12v	T1	Key	270
4675	03-0809	02-3514 (9)	-	7H15	4018	-	-	Dir	126	PV12	12v	T5D	Key	300
4676	03-3809	02-0601	-	SD7E	GWA	H	PAD	Dir	119	PV8	12v	T5D	Key	300
4678	03-0806	-	-	7H15	JDA	V	3/4x7/8	Dir	126	PV12	12v	T3D	Key	300
4685	call	-	-	7H15	KC	H	3/4x7/8	Dir	119	PV6	12v	-	Key	135
4687	03-0600	02-0606 (8)	-	7H15HD	CBA	V	1"-14 PRV	Dir	125	PV6	12v	T3D	Key	240
4691	call	-	-	7H15	GN	-	-	Dir	119	PV6	12v	-	Spline	240
4693	call	-	-	7H15	SJ	SPC	Spc'l Pad	Dir	120	PV6	12v	-	Spline	240
4694	03-1611	02-1604	03-6533	7H15HD	JD	V	3/4x7/8	Ear	132	2	12v	T5D	Key	300
4695	03-0604	02-1604	03-6533A	7H15HD	JDA	V	3/4x7/8	Dir	125	2	12v	T5D	Key	300
4696	03-1001C	02-1002	-	7H15HD	GQ	LAT	3/4x7/8	Ear	125	2	12v	T5D	Key	300
4698	03-3800	02-3472	-	7H15SHD	JD	V	3/4x7/8	Dir	133	PV8	12v	T12	Key	300
4699	03-1604	02-1604	03-6533	7H15HD	JD	V	3/4x7/8	Dir	132	2	12v	T5D	Key	300
4700	03-1601	02-0608	03-6540C	7H15	KC	H	3/4x7/8	Ear	130	PV8	12v	T5D	Spline	300
4702	call	-	03-6540C	7H15	KC	H	3/4x7/8	Dir	119	PV6	12v	-	Key	135
4704	03-0435	02-3503	-	7H15	SJ	SPC	Spc'l Pad	Ear	132	2	12v	T10	Key	300
4705	03-1400	02-0601	-	7H15HD	GQ	LAT	3/4x7/8	Ear	119	PV8	12v	T5D	Key	300
4707	03-1857	02-3468	-	7H15	QC	H	GM PAD	Ear	119	PV8	12v	T1	Key	135
4708	03-1858	02-3063	-	7H15	QC	H	GM PAD	Ear	125	2	12v	T1	Key	135
4709	03-3440	02-3063	03-6540G	7H15	KG	H	3/4x7/8	Ear	125	2	12v	T3D	Key	135
4710	03-3441	02-3468	-	7H15	CB	V	1"-14	Ear	119	PV8	12v	T1	Key	135
4711	03-3784	02-3468	03-6533	7H15	JD	V	3/4x7/8	Ear	119	PV8	12v	T1	Key	135
4712	03-3722	02-3468	03-6540G	7H15	KG	H	3/4x7/8	Ear	119	PV8	12v	T1	Key	135
4713	03-1403	02-1002	-	7H15HD	JDA	V	3/4x7/8	Ear	125	2	12v	T3D *	Key	300
4714	03-0907	-	-	7H15	SJA	-	-	Ear	105	1B	12v	-	Key	200
4715	03-1603	02-1602 (2)	-	7H15	WV	H	3/4x7/8	Dir	132	2	12v	T5D	Note 2	300
4716	03-1600	02-0608	-	7H15	WV	H	3/4x7/8	Ear	130	PV8	12v	T5D	Key	300
4717	03-1602	02-1604	-	7H15	WV	H	3/4x7/8	Ear	132	2	12v	T5D	Key	300

NOTE: Refer notes and abbreviations on page 280.

Section V: Illustrated

Sanden - Compressors

Listed in ascended order by Sanden number (continued).

SANDEN NUMBER	TAP # COMP.	TAP # CLUTCH	TAP # HEAD	SD MODEL	FITTING HEAD	POS.	SIZE	MOUNT	Dia. mm	PULLEY grv	volt	WIRE END	SHAFT	OIL cc's
4718	03-0434	02-0430 (10)	--	7H15	WJ	H	Spcl Pad	Ear	119	PV8	12v	T10D	Key	300
4720	03-3813	02-0601	--	SD7E	4347	V	Pad@ 20°	Dir	119	PV8	12v	T5D	Key	300
4726	03-3733	02-3482	--	7H15SHD	GK	H	3/4x7/8	Ear	132	PV8	24v	T7	Key	300
4727	call	--	03-6540C	7H15HD	KC	H	3/4x7/8	Dir	119	PV6	12v	--	Key	135
4730	03-0421**	--	--	7H15	WH	V	PAD (U)	Dir	119	PV8	12v	T10	Spline	240
4731	03-1401	02-1606 (7)	--	7H15HD	GSA	--	TOP PAD	Dir	125	PV6	12v	T5D	Spline	300
4733	03-1608	02-1609	--	7H15HD	WV	H	3/4x7/8	Dir	130	PV8	12v	T5D	Spline	300
4734	03-0601	02-0601	--	7H15HD	MJA	H	1"-14	Ear	119	PV8	12v	T5D	Key	300
4735	03-0602	02-1604 (10)	--	7H15HD	MDA	H	1"-14	Ear	132	2	12v	T5D	Key	240
4736	03-0603	02-1604	03-6533A	7H15HD	JDA	V	3/4x7/8	Ear	132	2	12v	T5D	Key	300
4737	03-3510	--	--	7H15	GK	H	3/4x7/8	Ear	119	PV8	12v	T7	Key	300
4738	03-3511	02-3472	--	7H15SHD	JD	V	3/4x7/8	Ear	133	PV8	12v	T12	Key	270
4739	03-1402	02-0609 (7)	03-6540G	7H15HD	KG	H	3/4x7/8	Ear	119	PV8	12v	T5D	Spline	300
4740	03-1403	02-0602 (7)	03-6533A	7H15HD	JDA	V	3/4x7/8	Ear	125	2	12v	T5D	Spline	300
4741	03-3724	02-3471	--	7H15HD	JD	V	3/4x7/8	Ear	125	2	24v	T1	Key	175
4742	03-3727	02-3471	03-6540G	7H15HD	KG	H	3/4x7/8	Ear	125	2	24v	T1	Key	175
4743	03-3726	02-3471	03-6541	7H15HD	CB	V	1"-14	Ear	125	2	24v	T1	Key	175
4744	03-3728	02-3471	03-6534	7H15HD	MD	H	1"-14	Ear	125	2	24v	T1	Key	175
4745	03-3444	02-3444	03-6533	7H15HD	JD	V	3/4x7/8	Ear	158	1VG	24v	T1	Key	175
4746	03-3725	02-3480	03-6533	7H15HD	JD	V	3/4x7/8	Ear	158	1VG	12v	T1	Key	175
4747	03-3721	02-3480	03-6541	7H15HD	CB	V	1"-14	Ear	158	1VG	12v	T1	Key	175
4752	03-0604	02-1604 (10)	03-6533	7H15HD	JD	V	3/4x7/8	Dir Lng	132	2	12v	T5D	Key	300
4753	03-0437	--	--	7H15	SJ	V	PAD	Ear	119	PV8	12v	T10	Spline	300
4754	03-1859	02-3484	--	7H15	WH	V	PAD	Dir	130	PV7	12v	T8	Spline	300
4756	03-0605	02-1606	--	7H15HD	CBA	V	1"-14 PRV	Dir	125	PV6	12v	T5D	Spline	300
4757	03-1605	02-1606	--	7H15HD	WV	H	3/4x7/8	Dir	125	PV6	12v	T5D	Spline	300
4759	03-1404	02-0609 (7)	--	7H15HD	GQ	LAT	3/4x7/8	Dir	119	PV8	12v	T5D	Spline	300
4761	03-0606	02-1606	--	7H15HD	MDA	H	1"-14	Dir Lng	125	PV6	12v	T5D	Spline	300
4762	03-3718A	--	--	7H15HD	JD	V	3/4x7/8	Ear	123	PV8	24v	T1	Key	175
4763	03-3718 w/03-6513	--	--	7H15HD	CB	V	1"-14	Ear	119	PV8	24v	T1	Key	175
4764	03-3718 w/03-6514	--	--	7H15HD	MD	H	1"-14	Ear	119	PV8	24v	T1	Key	175
4765	03-3718 w/03-6512	03-6540G	--	7H15HD	KG	H	3/4x7/8	Ear	119	PV8	24v	T1	Key	175
4766	03-0438	--	--	7H15HD	SJ	H	Pad	Dir Sht	119	PV8	12v	T10	Spline	300
4767	03-0427	02-0437	--	7H15HD	WH	V	Pad@ 45°	Dir Lng	119	PV8	12v	T14	Spline	300
4768	03-3737	02-3510	03-6534	7H15SHD	MD	H	1"-14	Dir Lng	152	PV8	12v	T2	Key	300
4769	03-3738	02-3482	--	7H15SHD	GK	H	3/4x7/8	Dir Lng	132	PV8	24v	T7	Key	300
4775	03-0306	--	--	7H15	GH	H	PAD	Dir	119	PV8	12v	T6	Spline	210
4776	03-0607	02-0609	--	7H15HD	MJA	H	1"-14	Dir Lng	119	PV8	12v	T5D	Spline	300
4777	03-1602	02-1602	--	7H15HD	WV	H	3/4x7/8	Ear	132	2	12v	T5D	Spline	300
4778	03-1603	02-1602 (2)	--	7H15HD	WV	H	3/4x7/8	Dir	132	2	12v	T5D	Note 2	300
4779	03-3490	02-1002 (8)	--	7H15HD	JD	V	3/4x7/8	Ear	125	2	12v	T4 *	Key	300
4780	03-3416	--	03-6533	7H15HD	JD	V	3/4x7/8	Dir	132	2	12v	T4	Spline	300
4785	03-0305	--	--	7H15	GF	V	Pad@90°	Dir	130	PV7	12v	T6D	Spline	210
4792	03-1405	02-1606 (7)	--	7H15	GQ	LAT	3/4x7/8	Dir	125	PV6	12v	T5D	Spline	300
4793	03-0801	02-0606	--	7H15	GUA	V	Pad@180°	Dir	125	PV6	12v	T5D	Key	300
4795	03-3740	--	03-6534	7H15SHD	MD	H	1"-14	Dir Lng	152	PV8	24v	T2	Key	300
4796	03-1869	02-3483	--	7H15HD	GT	V	Pad@90°	Dir	119	PV7	12v	T8	Spline	240
4800	03-3808T	--	--	SD7E	GV	H	GM metric	Dir	119	PV8	12v	T3D	Key	300
4802	03-0618	02-0610S	--	7H15SHDC	Spcl	V	Pad@90°	Dir	140	PV8	12v	T5D	Key	300
4803	03-0810 (9)	--	--	7H15HD	4418	V	PAD	Dir	125	PV6	12v	T5D	Key	300
4804	03-0619	02-3512S	--	7H15SHDC	Spcl	V	PAD	Dir	126	PV10	12v	T5D *	Key	300
4805	03-3808	--	--	SD7E	GV	H	Univ PAD	Ear	119	PV8	12v	T1	Key	300
4806	03-3741	--	--	7H15SHD	KCA	H	3/4x7/8	Dir	133	PV8	12v	T7	Key	300
4808	03-0620	02-0601S	--	7H15SHDC	MDA	H	1"-14	Dir	119	PV8	12v	T5D	Key	300
4810	03-0432	02-3506 (7)	--	7H15	WJ	SPC	Spcl Pad	Dir Lng	125	PV6	12v	T10	Key	300
4813	03-3741	--	--	7H15SHD	KCA	H	3/4x7/8	Dir Lng	132	PV8	12v	T7	Key	300
4815	03-0801	02-1606	--	7H15	GWA	H	Rear Oring	Dir	125	PV6	12v	T5D	Spline	300

NOTE: Refer notes and abbreviations on page 280.

Listed in ascended order by Sanden number (continued).

SANDEN NUMBER	TAP # COMP.	TAP # CLUTCH	TAP # HEAD	SD MODEL	FITTING		MOUNT	Dia. mm	PULLEY		WIRE END	SHAFT	OIL cc's	
					HEAD	POS.			SIZE	grv				volt
4816	03-0802	02-0609 (7)	--	7H15	GWA	H	PAD	Dir	119	PV8	12v	T5D	Key	200
4817	call	--	--	7H15	MJA	H	1"-14	Dir Lng	119	PV8	12v	--	--	--
4818	03-0609	02-0601	--	7H15	GH	H	H-PAD	Dir	119	PV8	12v	T5D	Key	300
4819	03-0610	02-0606	--	7H15	GH	H	H-PAD	Dir Lng	125	PV6	12v	T5D	Key	300
4820	03-0611	02-0601	--	7H15	GH	H	H-PAD	Ear	119	PV8	12v	T5D	Key	300
4821	03-0612	02-1604	--	7H15	GH	H	H-PAD	Ear	132	2	12v	T5D	Key	300
4822	03-0803	02-0601	03-6533A	7H15	JDA	V	3/4x7/8	Dir	119	PV8	12v	T5D	Key	300
4823	03-1607	02-1608	03-6540C	7H15	KC	H	3/4x7/8	Dir Sht	130	PV8	12v	T4	Spline	300
4825	03-0307	--	--	7H15	GRA	V	PAD	SWING	130	PV6	12v	T6	Spline	300
4840	03-3747	--	--	7H15SHD	GK	H	3/4x7/8	Dir Lng	152	PV8	24v	T7	Key	300
4846	call	--	--	7H15	GF	--	--	Dir	130	PV7	12v	T6	Spline	300
4850	03-1875	--	--	7H15HD	4850	V	Pad@90°	Dir	119	PV8	12v	T8	Spline	240
4854	call	--	--	7H15	GZA	--	--	SWING	130	PV6	12v	--	--	210
4860	03-3702	02-1002	--	7H15-FLX	GV	H	Univ PAD	Ear	125	2	12v	T3D,J1	Key	200
4862	03-3712	02-3471(10)	--	7H15-FLX	GV	H	Univ PAD	Ear	125	2	24v	T3D,J1	Key	200
4864	03-3708	02-0601	--	7H15-FLX	GV	H	Univ PAD	Ear	119	PV8	12v	T3D,J1	Key	200
4866	03-3718	02-3508	--	7H15-FLX	GV	H	Univ PAD	Ear	119	PV8	24v	T3D,J1	Key	200
4868	03-3704	02-3469	--	7H15-FLX	GV	H	Univ PAD	Ear	158	1VG	12v	T3D,J1	Key	200
4870	03-3714	02-3499	--	7H15-FLX	GV	H	Univ PAD	Ear	158	1VG	24v	T3D,J1	Key	200
4872	03-3706	02-3511	--	7H15-FLX	GV	H	Univ PAD	Ear	125	PV10	12v	T3D,J1	Key	200
4874	03-3708D	02-3507	--	7H15-FLX	GV	H	Univ PAD	Ear	119	PV8	12v	T3D,J1	Key	200
4875	03-3707	02-3500	--	7H15-FLX	GK	H	3/4x7/8	Ear	138	1	12v	T3D,J1	Key	200
4877	03-3713	02-3501	--	7H15-FLX	GV	H	Univ PAD	Ear	138	1	24v	T3D,J1	Key	200
4881	03-3717	02-3504	--	7H15-FLX	GV	H	Univ PAD	Ear	152	2	24v	T3D,J1	Key	200
4883	03-1200	02-0606	03-6533	7H15	JD	V	3/4x7/8	Dir Lng	125	PV6	12v	T5D *	Key	300
4885	03-0433	02-0439	--	7H15	MDA	H	1"-14	Dir Lng	130	PV8	12v	T5D	Key	300
4890	03-1603	02-1604	--	7H15	WV	H	3/4x7/8	Dir	132	2	12v	T5D	Key	300
4891	03-1605	4891-9931	--	7H15	WV	H	3/4x7/8	Dir Lng	132	6	12v	T5D	Key	300
4892	03-1608	02-0608	--	7H15	WV	H	3/4x7/8	Dir Sht	130	PV8	12v	T5D	Key	300
4893	03-1602	02-1604	--	7H15	WV	H	3/4x7/8	Ear	132	2	12v	T5D	Key	300
4894	03-3416	02-3464 (11)	03-6533	7H15	JD	V	3/4x7/8	Dir	132	2	12v	T5D (11)	Key	300
4896	03-1611	02-3502	03-6533	7H15	JD	V	3/4x7/8	Ear	125	2	12v	T5D	Key	300
4897	03-3512	(9)	--	7H15	KCA	H	3/4x7/8	Dir	125	PV6	12v	T5D	Key	300
4969	call	--	--	TRS090	--	--	--	Dir	111	PV6	12v	--	--	150
4975	call	--	--	TRSA09	--	--	--	Dir	101	PV6	12v	--	--	150
4976	call	--	--	TRSA09	--	--	--	Dir	103	PV6	12v	--	--	150
4979	03-0308	--	--	TRS105	--	--	--	Dir	95	PV7	12v	T6	--	240
4987	call	(9)	--	TRS090	--	--	BodyPort	--	109	PV4	12v	T5D	Key	300
5072	03-3400	--	03-6543	5H09	FL	V	3/4x7/8	Ear	125	2	12v	T1	--	100
5073	03-3408	--	03-6543	5H09	FL	V	3/4x7/8	Ear	125	2	24v	T1	--	100
5077	03-3406	--	--	5H09	K	H	3/4x7/8	Ear	125	2	12v	T1	--	100
5407	03-3009	02-3470	03-6503	508HD	FG	V	3/4x7/8	Ear	132	2	24v	T1	Key	175
5424	03-3008	02-3064	03-6503	508	FG	V	3/4x7/8	Ear	132	2	12v	T3 *	Key	270
5427	call	--	--	508HD, R12	FG	V	3/4x7/8	Ear	152	1	24v	T1	Key	310
57093	03-0406	--	--	510HD	FQ	V	3/4x7/8	Ear	--	--	--	--	Key	310
5725	03-3008	02-3064	--	510HD	B	V	3/4x7/8	Ear	132	2	12v	T1	Key	285
57303	03-0408	--	--	510HD	WF	V	PAD	Ear	--	--	--	--	Key	310
6321	03-3565	--	--	5H11	FL	V	3/4x7/8	Ear	125	2	12v			133
6627	03-3489A	02-3470		7H15HD	JD	V	3/4x7/8	Ear	132	2	24v	T3D	Key	200
6629	03-3484	02-3475	03-6543	5H14	FL	V	3/4x7/8	Ear	119	PV7	12v	T1	Key	175
6630	03-3440A	02-3064	--	5H14	K	H	3/4x7/8	Ear	132	2	12v	T1 *	Key	210
6631	03-3415	02-3064	03-6545	5H14	M	H	1"-14	Ear	132	2	12v	T1	Key	175
6632	03-3719 w/03-6514	02-3485		5H14	M	H	1"-14	Ear	132	2	24v	T1	Key	175
6634	03-3727A * 02-3470	03-6546		5H14	K	H	3/4x7/8	Ear	132	2	24v	T1	Key	175
6642	03-3709 W/03-6513; 02-3064			5H14	C	V	1"-14	Ear	132	2	12v	T15	Key	175
6655	03-3708D w/03-6514; 02-3507			5H14	M	H	1"-14	Ear	119	PV7	12v	T1	Key	210
6656	03-3488	02-3511	--	5H14	FL	V	3/4x7/8	Ear	125	PV10	12v	T1	Key	175

NOTE: Refer notes and abbreviations on page 280.

Section V: Illustrated

Sanden - Compressors

Listed in ascended order by Sanden number (continued).

SANDEN NUMBER	TAP # COMP.	TAP # CLUTCH	TAP # HEAD	SD MODEL	FITTING HEAD	POS.	SIZE	MOUNT	Dia. mm	PULLEY grv	volt	WIRE END	SHAFT	OIL cc's
6664	03-3470	02-3064	--	7H15HD	FL	V	3/4x7/8	Ear	132	2	12v	T1	Key	210
6665	03-3489A	02-3470	--	7H15HD	JD	V	3/4x7/8	Ear	132	2	24v	T3D	Key	200
6667	03-3719 w/03-6513; 02-3470			5H14	C	V	1"-14	Ear	132	2	24v	T1	Key	210
6670	03-3496	02-3476	--	5H14	M	H	1"-14	Ear	125	PV10	12v	T1	Key	175
6671	03-3410	02-3469	03-6544	5H14	C	V	1"-14	Ear	158	1VG	12v	T1	Key	240
6672	03-3486	02-3489	03-6543	5H14	FL	V	3/4x7/8	Ear	158	1VG	24v	T1	Key	210
6673	03-3485	02-3469	03-6543	5H14	FL	V	3/4x7/8	Ear	158	1VG	12v	T1	Key	240
6674	03-3420	02-3087	03-6543	5H14	FL	V	3/4x7/8	Ear	122	1	12v	T1	Key	135
6675	03-3708D w/03-6514; 02-3475			5H14	M	H	1"-14	Ear	119	PV6	12v	T1	Key	210
6676	03-3440A	02-3064	--	5H14	K	H	3/4x7/8	Ear	132	2	12v	T1	* Key	200
6677	03-3709 w/03-6513; 02-3064			5H14	C	V	1"-14	Ear	132	2	12v	T1	Key	210
6678	03-3709 w/03-6513; 02-3064			5H14	C	V	1"-14	Ear	132	2	12v	T1	Key	210
6679	03-3717 w/03-6511		03-6543	5H14	FL	V	3/4x7/8	Ear	152	2	24v	T1	Key	210
6680	03-3719 w/03-6512; 02-3485			5H14	K	H	3/4x7/8	Ear	132	2	24v	T1	Key	210
6681	03-3832	--	--	SD5H14HD	FL	V	-	Ear	152	1	12v	T1	Key	210
6697	call	--	--	5H14SHD	FL	V	3/4x7/8	Ear	119	PV8	24v	T1	Key	175
7170	03-3824	--	--	7B10	--	--	--	Ear	115	2	12v	T1	--	100
7176	03-3556	--	--	7B10	--	--	--	Ear	112	PV6	12v	T1	--	100
7304	03-3530	--	--	7H13	JE	V	3/4x7/8	Ear	119	PV6	12v	T1	--	135
7344	03-3531	--	--	SD7H13	WM	--	--	Dir	125	1A	24v	T1	--	175
7351	03-3532	--	--	SD7H13	WM	--	--	--	146	1B	24v	T1	--	135
7360	03-3533	--	--	SD7H13	WL	--	--	Dir	146	1B	24v	T1	--	135
7361	03-3534	--	--	SD7H13	WL	--	--	--	125	1A	24v	T1	--	135
7803	03-1843	02-1002	--	7H15	SJA	H	Pad	Ear	125	2	12v	T5D	Key	270
7804	03-0421	02-0430	--	7H15HD	WH	V	Spcl Pad	Dir Lng	119	PV8	12v	T10	Key	300
7819	03-3480	02-3063	03-6534	7H15	MD	H	1"-14	Ear	125	2	12v	T1	Key	150
7822	03-3468	02-3468	03-6534	7H15	MD	H	1"-14	Ear	119	PV8	12v	T1	--	240
7864	03-3708D w/03-6512; 02-3466			7H15	--	--	--	Ear	119	PV6	12v	T1	Key	135
8017	03-3489A	02-3485	--	7H15HD	JD	V	3/4x7/8	Ear	132	2	24v	T3D	Key	270
8025	03-3708D w/03-6512; 02-3507			7H15	--	--	--	Ear	119	PV6	12v	T1	Key	135
8045	03-3513	--	--	7H15	WZ	--	--	Ear	132	2	24v	T16	--	240
8053	03-3489A	02-3485	--	7H15SHD	JD	V	3/4x7/8	Ear	132	2	24v	T3D	Key	270
8069	03-3514	--	--	7H15	FZ	--	--	Ear	132	2	24v	T16	--	240
8088	03-3411	02-3477	--	7H15HD	QC	H	--	Ear	140	2	12v	T15	--	190
8090	03-3552	--	--	7H15HD	MD	H	1"-14	Dir	119	PV8	24v	--	--	200
8103	03-3784	02-3468	03-6533	7H15	JD	V	3/4x7/8	Ear	119	PV8	12v	T1	Key	135
8104	03-3470	02-3464	03-6533	7H15HD	JD	V	3/4x7/8	Ear	132	2	12v	T3D	Key	240
8105	03-3414	02-3079	03-6533	7H15	JD	V	3/4x7/8	Dir	119	PV6	12v	T1	Key	240
8107	03-3729	02-3481	--	7H15SHD	GK	H	3/4x7/8	Ear	138.5	1	24v	T7	Key	300
8108	03-3749	02-3505	--	7H15SHD	GK	H	3/4x7/8	Ear	138	1	12v	T7	Key	300
8109	03-3732	02-3486	--	7H15SHD	GK	H	3/4x7/8	Ear	152	1	24v	T7	Key	300
8112	03-3515	--	--	7H15	WZ	--	--	Dir	132	PV8	24v	T16	--	240
8144	03-3833	--	--	7H15	MD	H	1"-14	Dir	119	PV8	24v	--	--	135
8147	03-3553	--	--	7H15	QC	H	--	Dir	112	4	12v	T15	--	200
8148	03-3554	--	--	7H15	WV	H	3/4x7/8	Dir	112	4	12v	T9	--	200
8152	03-3562	--	--	7H15SHD	WZ	H	Rear Oring	Ear	132	2	24v	T16	--	240
8174	03-3537	--	--	SD7H13	--	H	--	Dir	158.7	1VG	12v	--	--	200
8387	call	--	--	508, R12	B	V	Flare	Ear	152	2	12v	T1	Key	175
8390	call	02-3064	--	508, R12	B	V	Flare	Ear	132	2	12v	T1	Key	175
8901	03-3535	--	--	SD7H13	KG	--	--	--	119	PV8	12v	--	--	135
8944	03-3826	--	--	7H13	WL	--	--	--	--	1A	24v	--	--	--
9056	call	--	--	505, R12	E	V	FLARE	Ear	125	2	12v	T1	--	100
9077	call	--	--	505, R12	E	V	FLARE	Ear	125	2	24v	T1	--	100
9103	call	02-3064	--	510HD, R12	B	V	FLARE	Ear	132	2	12v	T1	Key	135
9114	03-3023	02-3064	03-6544	510HD, R12	C	V	1"-14	Ear	132	2	12v	T1	Key	135
9119	03-3010	02-3469	03-6544	510HD, R12	C	V	1"-14	Ear	158	1VG	12v	T1	Key	135
9120	03-3008	02-3064	03-6503	510HD, R12	FG	V	3/4x7/8	Ear	132	2	12v	T1	Key	175

NOTE: Refer notes and abbreviations on page 280.

Listed in ascended order by Sanden number (continued).

SANDEN NUMBER	TAP # COMP.	TAP # CLUTCH	TAP # HEAD	SD MODEL	FITTING			MOUNT	PULLEY			WIRE END	SHAFT	OIL cc's
					HEAD	POS.	SIZE		mm	grv	volt			
9285	03-3005	02-3064	03-6503	508, R12	FG	V	3/4x7/8	Ear	132	2	12v	T1	Key	175
9515	03-3490**	02-3064	03-6503	508HD, R12	FG	V	3/4x7/8	Ear	132	2	12v	T1	Key	207
9537	03-3084	02-3078	03-6503	508, R12	FG	V	3/4x7/8	Ear	119	PV7	12v	T1	Key	175
95943	03-0405	-	-	508, R12	FQ	-	-	Ear	122	1 OH	12v	-	Key	310
9674	03-3009	02-3470	03-6503	510HD, R12	FG	V	3/4x7/8	Ear	132	2	24v	T1	Key	135
9680	03-3010	02-3469	03-6544	510HD, R12	C	V	1"-14	Ear	158	1VG	12v	T3 *	Key	240
9684	03-3421	-	-	510HD, R12	QM	H	GM PAD	Ear	138	1	24v	T7	Key	240
9694	03-3008	02-3064	-	510HD, R12	FG	V	3/4x7/8	Ear	132	2	12v	T3 *	Key	240
194696	03-1001C	02-1002	-	7H15	GQ	LAT	3/4x7/8	Ear	125	2	12	T5D	Key	200
194815	03-0801	02-1606	-	7H15HD	GWA	H	rear o'ring	Dir	125	PV6	12v	T5D	Spline	200

Notes:

- 1) Information, at current time
- 2) SD4778 splined (4777-9931 clutch), SD4715 keyed (4694-9931 clutch)
- 3) SD4626 keyed (4626-9931 clutch), SD4780 splined (4780-9931 clutch)
- 4) OE version 2 wire Ford connector, Aftermarket is 1wire bullet
- 5) Use 8 groove clutch (02-3468)
- 6) Universal GM Pad used with manifold
- 7) Splined type clutch only (check OE clutch)
- 8) Keyed type clutch only (check OE clutch)
- 9) OE has diode
- 10) OE has diode, Reuse Harness
- 11) Clutch may have 1 or 2 wires (check OE clutch)

* Refer to Wire End Connector Chart on page 268.

The Truck Air compressor number listed may have a different style connector than illustration provides.

May require reuse of original connector, or use of jumper wire.

Abbreviations:

* Wire may have a different style connector

** OE Head has PRV, ours does not

NSS = Not Sold Separately

Dir Lng = Direct Long

Dir Sht = Direct Short

PRV = Pressure Relief Valve

(-) Designates Call for Availability

When replacing an R12 compressor with an R134a type you will need to do the following:

Since **ALL** R134a compressors do not contain service (schrader) ports needed to hook up manifold gauge hoses for servicing and charging, the additional purchase of R134a service ports are required. (The ports required are compressor specific, relating to the style of head where the A/C hoses are attached). Once the head style is determined, the ports simply are attached to the compressor fittings (see page xxx).



Super Heavy Duty Compressor (SHDC) New Design Features

- New Heavy Duty Design for greater durability and longer service life, twice as long as Standard Models
- Original Equipment on later model, class 8 vehicles: Freightliner, Peterbilt, Volvo and Mack
- Doubles the number of life clutch cycles (1 million)
- Increased friction surface diameter on clutch rotor
- Same Wobble Plate design and performance as current SD7 compressors
- Larger Face with a friction lined clutch rotor for better engagement
- Rubber Clutch Armature replaces and eliminates leaf spring armature
- New Heavy Duty Extra Pure (EP) Steel Bearing in clutch rotor
- Increased internal oil flow passages to increase oil flow to lip seal
- Improved Over-Molded Lip Seal, increases the ability to seal when shaft “waggles” during compressor operation
- Improved rear thrust bearing race
- Improved Rod Swage Joint Quality with special alumite coating
- Thermal Fuse added to coil for disengagement of clutch pulley
- Prevents clutch from locking up and throwing accessory drive belt

In most applications, New Super Heavy Duty Compressors will replace the standard models. Check clutch clearance before installing on vehicle.



Standard Models

03-0609
03-0610
03-1401
03-1403
03-1404
03-1405



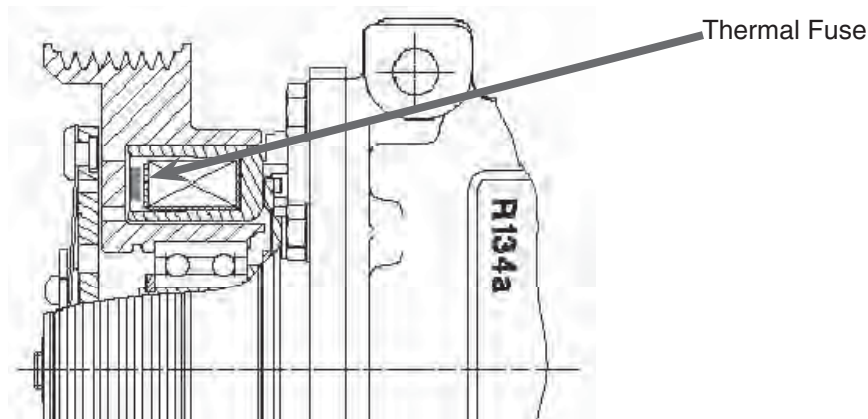
Super Heavy Duty Models

03-0609S
03-0610S
03-1401S
03-1403S
03-1404S
03-1405S

Super Heavy Duty Compressor (SHDC) Thermal Fuse Design

Thermal Fuse in Clutch Coil

- Placed inside the clutch coil to sensor high heat temperature.
- Function: As the fuse senses extreme heat from clutch slippage, the thermal fuse breaks open. With the open fuse, it will not allow the electrical current to flow to the clutch coil. This function disengages the clutch armature from the clutch pulley and allows the clutch pulley to spin freely acting as an idler pulley.
- The thermal fuse prevents the loss of the accessory drive belt.
- The thermal fuse can't be reset or replaced after breaking open. The compressor must be replaced and normal maintenance to the system must be performed.
- Position of Thermal Fuse is located in the Clutch Coil.


















SD7E Enhanced Version Super Duty Compressors
















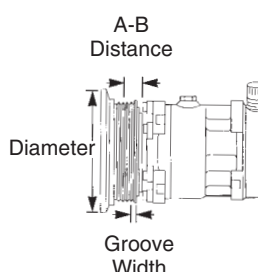
- Wobble Plate design.
- HD Bus, Ag, & Off-Road Applications.
- Drop-in replacement for Seltec TM21 compressor.
- High-flow version of SD7. Comparable to 210cc performance.
- Same external dimensions as current SD7 compressor.
- Direct Mount. Various clutch pulley & Rear head configurations.
- Redesigned suction valve & increased ID Suction & Discharge ports.
- Conforms to existing dual compressor mounts.
- Approved for school bus usage nationwide.


















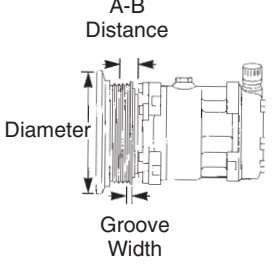
Listed in ascending order by part number.

 <p>03-0305 210cc R134a Model Mount Clutch 7H15 Direct 7gr 130mm Volt Head Sanden# 12 GF 4785</p>	 <p>03-0306 210cc R134a Model Mount Clutch 7H15 Direct 8gr 119mm Volt Head Sanden# 12 GH 4775</p>	 <p>03-0307 300cc R134a Model Mount Clutch 7H15 Ear(swing) 6gr 130mm Volt Head Sanden# 12 GRA 4825</p>	 <p>03-0308 240cc R134a Model Mount Clutch TRS105 Direct 7gr 95mm Volt Head Sanden# 12 - 4979</p>
<p>FORD - see note 1 and 2</p>  <p>03-0405 310cc R12 Model Mount Clutch SD508 Ear w/o clutch Volt Head Sanden# 12 FQ 95943</p>	<p>FORD - see note 1 and 2</p>  <p>03-0406 310cc R134a Model Mount Clutch SD510 Ear w/o clutch Volt Head Sanden# - FQ 57093</p>	<p>FORD - see note 1 and 2</p>  <p>03-0408 310cc R12a Model Mount Clutch SD510 Ear w/o clutch Volt Head Sanden# 12 WF 57303</p>	<p>FORD - see note 1 and 2</p>  <p>03-0410 300cc R134a Model Mount Clutch 7H15 Ear 2gr 132mm Volt Head Sanden# 12 WJ 4603</p>
<p>FORD - see note 1 and 2</p>  <p>03-0414 300cc R134a Model Mount Clutch 7H15 Ear w/o clutch Volt Head Sanden# - WJ 46033</p>	<p>FORD - see note 1 and 2</p>  <p>03-0415 300cc R134a Model Mount Clutch 7H15 Direct w/o clutch Volt Head Sanden# - WH 46023</p>	<p>FORD - see note 1 and 2</p>  <p>03-0420 300cc R134a Model Mount Clutch 7H15 Direct 1gr 169mm Volt Head Sanden# 12 WH 4602</p>	<p>FORD - see note 1 and 2</p>  <p>03-0421 300cc R134a Model Mount Clutch 7H15HD Direct 8gr 119mm Volt Head Sanden# 12 WH 7804</p>
 <p>03-0427 300cc R134a Model Mount Clutch 7H15 Direct 8gr 119mm Volt Head Sanden# 12 WH 4767/4486</p>	 <p>03-0427S 300cc R134a Model Mount Clutch SPRHD Direct 8gr 119mm Volt Head Sanden# 12 WH 4025</p>	 <p>03-0432 300cc R134a Model Mount Clutch 7H15 Direct 6gr 125mm Volt Head Sanden# 12 WJ 4810/4304</p>	<p>NOTE 1: 03-0410, 03-0420, 03-0421 Uses Grey Ford Connector (It attaches to the white one coming off the rear head.)</p> <p>NOTE 2: 03-0405, 03-0414, 03-0415 Uses White Connector since it does not have a clutch.</p>















Listed in ascending order by part number (continued).

 <p>03-0433 300cc R134a Model Mount Clutch 7H15 Dir Long 8gr 130mm Volt Head Sanden# 12 MDA 4885</p>	 <p>03-0434 300cc R134a Model Mount Clutch SD7H15 Ear 8gr 119mm Volt Head Sanden# 12 WJ 4718</p>	 <p>03-0434S 300cc R134a Model Mount Clutch SPRHD Direct 8gr 119mm Volt Head Sanden# 12 WJ 4410</p>	 <p>03-0435 300cc R134a Model Mount Clutch 7H15 Ear 2gr 132mm Volt Head Sanden# 12 SJ 4704/4497</p>
<p>FF Clutch</p>  <p>03-0436 240cc R134a Model Mount Clutch 7H15 Ear 6gr 119mm Volt Head Sanden# 12 CB 4653</p>	 <p>03-0437 300cc R134a Model Mount Clutch 7H15 Ear 8gr 119mm Volt Head Sanden# 12 SJ 4753</p>	 <p>03-0438 300cc R134a Model Mount Clutch 7H15 Direct 8gr 119mm Volt Head Sanden# 12 SJ 4766</p>	 <p>03-0448 300cc R134a Model Mount Clutch 7H15SHDC Direct 10gr 126mm Volt Head Sanden# 12 WJ-TPS 4047</p>
 <p>03-0600 240cc R134a Model Mount Clutch 7H15HD Direct 6gr 125mm Volt Head Sanden# 12 CBA 4687</p>	 <p>03-0601 300cc R134a Model Mount Clutch 7H15HD Ear 8gr 119mm Volt Head Sanden# 12 MJA 4734/4477</p>	 <p>03-0602 240cc R134a Model Mount Clutch 7H15HD Ear 2gr 132mm Volt Head Sanden# 12 MJA 4735/4471</p>	 <p>03-0603 300cc R134a Model Mount Clutch 7H15HD Ear 2gr 132mm Volt Head Sanden# 12 JDA 4736/4488</p>
 <p>03-0604 300cc R134a Model Mount Clutch 7H15HD Direct 2gr 132mm Volt Head Sanden# 12 JD 4752/4491</p>	 <p>03-0605 300cc R134a Model Mount Clutch 7H15 Direct 6gr 125mm Volt Head Sanden# 12 CBA 4756/4475</p>	 <p>03-0606 300cc R134a Model Mount Clutch 7H15HD Direct 6gr 125mm Volt Head Sanden# 12 MDA 4761/4492</p>	 <p>A-B Distance Diameter Groove Width</p>














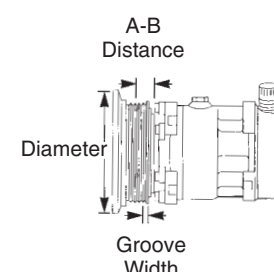
Listed in ascending order by part number (continued).

 <p>03-0607 300cc R134a Model Mount Clutch 7H15 Direct 8gr 119mm Volt Head Sanden# 12 MJA 4776/4421</p>	 <p>03-0609 300cc R134a Model Mount Clutch 7H15 Direct 8gr 119mm Volt Head Sanden# 12 GH 4818/4417</p>	 <p>03-0609S 300cc R134a Model Mount Clutch 7H15SHD Direct 8gr 119mm Volt Head Sanden# 12 GH 4352/4075</p>	 <p>03-0610 300cc R134a Model Mount Clutch 7H15 Direct 6gr 125mm Volt Head Sanden# 12 GH 4819/4473</p>
 <p>03-0610S 300cc R134a Model Mount Clutch 7H15SHD Direct 6gr 125mm Volt Head Sanden# 12 GH 4549/4076</p>	 <p>03-0611 300cc R134a Model Mount Clutch 7H15 Ear 8 gr 119mm Volt Head Sanden# 12 GH 4820</p>	 <p>03-0612 300cc R134a Model Mount Clutch 7H15 Ear 2gr 132mm Volt Head Sanden# 12 GH 4821/4472</p>	 <p>03-0614 300cc R134a Model Mount Clutch 7H15 Direct 2gr 132mm Volt Head Sanden# 12 KCA 4306, 4428</p>
 <p>03-0615 300cc R134a Model Mount Clutch 7H15SHD Direct 8gr 119mm Volt Head Sanden# 12 PK 4314</p>	 <p>03-0616 300cc R134a Model Mount Clutch 7H15SHD Direct 8gr 140mm Volt Head Sanden# 12 GH 4543/4082</p>	 <p>03-0617 300cc R134a Model Mount Clutch 7H15 Direct 8gr 119mm Volt Head Sanden# 12 WH 4083/4548</p>	 <p>03-0618 300cc R134a Model Mount Clutch 7H15SHD Direct 8gr 140mm Volt Head Sanden# 12 4802 4802</p>
 <p>03-0619 300cc R134a Model Mount Clutch 7H15SHDC Direct 10gr 126mm Volt Head Sanden# 12 4802 4804</p>	 <p>03-0620 300cc R134a Model Mount Clutch 7H15SHD Direct 8gr 119mm Volt Head Sanden# 12 MDA 4808</p>	 <p>03-0621 300cc R134a Model Mount Clutch 7H15 Direct 8gr 119mm Volt Head Sanden# 12 WJ 4307</p>	 <p>A-B Distance Diameter Groove Width</p>

















Listed in ascending order by part number (continued).

<p>FREIGHTLINER</p>  <p>03-0622 300cc R134a Model Mount Clutch SPRHD Direct 12gr 126mm Volt Head Sanden# 12 MDA 4088/4091</p>	 <p>03-0623 300cc R134a Model Mount Clutch SPRHD Direct 6gr 125mm Volt Head Sanden# 12 PK 4023</p>	 <p>03-0624 300cc R134a Model Mount Clutch 7H15SHDC Direct 10gr 126mm Volt Head Sanden# 12 4802-PK 4378</p>	 <p>03-0625 300cc R134a Model Mount Clutch 7H15 Direct 2gr 132mm Volt Head Sanden# 12 GH 4538</p>
 <p>03-0626 300cc R134a Model Mount Clutch 7H15 Direct 2gr 132mm Volt Head Sanden# 12 4802 4540</p>	 <p>03-0628 300cc R134a Model Mount Clutch SPRHD Direct 8gr 140mm Volt Head Sanden# 12 4802 4097</p>	<p style="text-align: center;">SANDEN NEW ITEM</p>	<p style="text-align: center;">SANDEN NEW ITEM</p>
 <p>03-0631 240cc R134a Model Mount Clutch 7H15E Direct 10gr 119mm Volt Head Sanden# 12 GH 4036</p>	 <p>03-0801 200cc R134a Model Mount Clutch 7H15 Direct 6gr 125mm Volt Head Sanden# 12 GWA 4815</p>	 <p>03-0802 200cc R134a Model Mount Clutch 7H15 Direct 8gr 119mm Volt Head Sanden# 12 GWA 4816/4544</p>	 <p>03-0803 300cc R134a Model Mount Clutch 7H15 Direct 8gr 119mm Volt Head Sanden# 12 JDA 4822</p>
 <p>03-0804 300cc R134a Model Mount Clutch 7H15 Direct 8gr 119mm Volt Head Sanden# 12 4418 4418</p>	 <p>03-0805 300cc R134a Model Mount Clutch 7H15E Direct 10gr 119mm Volt Head Sanden# 12 DWP 4347</p>	<p>NAVISTAR w/CAT eng.</p>  <p>03-0806 300cc R134a Model Mount Clutch 7H15 Direct 12gr 126mm Volt Head Sanden# 12 JDA 4678</p>	<p>NAVISTAR PROSTAR</p>  <p>03-0807 300cc R134a Model Mount Clutch 7H15 Direct 10gr 126mm Volt Head Sanden# 12 4018 4018</p>
















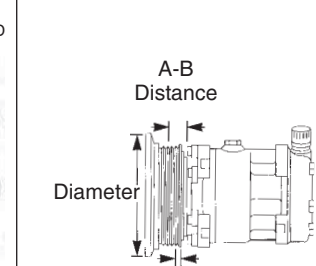
Listed in ascending order by part number (continued).

 <p>03-0808 300cc R134a Model Mount Clutch 7H15 Direct 12gr 126mm Volt Head Sanden# 12 4418 4541</p>	 <p>03-0809 300cc R134a Model Mount Clutch 7H15 Direct 12gr 126mm Volt Head Sanden# 12 4018 4675</p>	 <p>03-0810 300cc R134a Model Mount Clutch 7H15 Direct 6gr 125mm Volt Head Sanden# 12 4418 4803</p>	 <p>03-0811 300cc R134a Model Mount Clutch 7H15 Direct 10gr 126mm Volt Head Sanden# 12 4418 4407</p>
 <p>03-0812 300cc R134a Model Mount Clutch 7H15E Direct 8gr 119mm Volt Head Sanden# 12 4418 4277</p>	<p>NAVISTAR</p> <div style="display: flex; justify-content: space-around;"> <div style="text-align: center;">  <p>03-0813 300cc R134a Model Mount Clutch SPRHD Direct 6gr 133mm Volt Head Sanden# 12 MDA 4578</p> </div> <div style="text-align: center;">  <p>03-0814 300cc R134a Model Mount Clutch 7H15HD Direct 8gr 119mm Volt Head Sanden# 12 4018 4584</p> </div> <div style="text-align: center;">  <p>03-0815 300cc R134a Model Mount Clutch 7H15E Direct 6gr 119mm Volt Head Sanden# 12 4018 4585</p> </div> </div>		
 <p>03-0817 240cc R134a Model Mount Clutch 7H15HD Direct 6gr 125mm Volt Head Sanden# 24 GWA 4651</p>	<p>ISUZU</p> <div style="display: flex; justify-content: space-around;"> <div style="text-align: center;">  <p>03-0907 200cc R134a Model Mount Clutch 7H15 Ear 1gr 105mm Volt Head Sanden# 12 SJA 4714</p> </div> <div style="text-align: center;">  <p>03-1001C 300cc R134a Model Mount Clutch 7H15 Ear 2gr 125mm Volt Head Sanden# 12 GQ 4696/4426</p> </div> <div style="text-align: center;">  <p>03-1002 240cc R134a Model Mount Clutch 7H15SHDC Direct 12gr 126mm Volt Head Sanden# 12 GQ 4370/4078</p> </div> </div>		
 <p>03-1003 300cc R134a Model Mount Clutch SPRHD Direct 8gr 119mm Volt Head Sanden# 24 GQ 4024</p>	<p>03-1004 300cc R134a Model Mount Clutch 7H15SHDC Direct 10gr 126mm Volt Head Sanden# 12 GSA 4369</p> <p>03-1005 300cc R134a Model Mount Clutch SPRHD Direct 10gr 126mm Volt Head Sanden# 12 MDA 4412</p> <div style="text-align: right;">  <p>A-B Distance Diameter Groove Width</p> </div>		















Listed in ascending order by part number (continued).

 <p>SANDEN NEW ITEM</p> <p>03-1007 180cc R134a Model Mount Clutch 7H15HD Direct 7gr 126mm Volt Head Sanden# 12 4289 4289</p>	 <p>03-1008 300cc R134a Model Mount Clutch 7H15HD Direct 8gr 119mm Volt Head Sanden# 12 GSA 4322</p>	 <p>03-1009 240cc R134a Model Mount Clutch SPRHD Direct 8gr 119mm Volt Head Sanden# 12 KGA 4086</p>	 <p>SANDEN NEW ITEM</p> <p>03-1010 300cc R134a Model Mount Clutch SPRHD Direct 7gr 126mm Volt Head Sanden# 12 KCA 4096</p>
 <p>SANDEN NEW ITEM</p> <p>03-1011 300cc R134a Model Mount Clutch SPRHD Direct 6gr 125mm Volt Head Sanden# 24 GQ 4280</p>	 <p>SANDEN NEW ITEM</p> <p>03-1012 300cc R134a Model Mount Clutch SPRHD Direct 7gr 126mm Volt Head Sanden# 24 GSA 4389</p>	 <p>SANDEN NEW ITEM</p> <p>03-1013 300cc R134a Model Mount Clutch SPRHD Direct 7gr 126mm Volt Head Sanden# 12 4577 4577</p>	 <p>03-1200 300cc R134a Model Mount Clutch 7H15HD Dir Lng 6gr 125mm Volt Head Sanden# 12 JD 4883/4092</p>
<p>Sealed Super Heavy Duty</p>  <p>03-1201 300cc R134a Model Mount Clutch SSHD Direct 8gr 180mm Volt Head Sanden# 12 WV 4326</p>	 <p>03-1202 175cc R134a Model Mount Clutch SPRHD Direct 8gr 180mm Volt Head Sanden# 24 WV 4324</p>	<p>ENHANCED SEALED</p>  <p>SANDEN NEW ITEM</p> <p>03-1203 300cc R134a Model Mount Clutch 7H15-ES Direct 8gr 119mm Volt Head Sanden# 12 WV 4581</p>	 <p>03-1400 300cc R134a Model Mount Clutch 7H15HD Ear 8gr 119mm Volt Head Sanden# 12 GQ 4705</p>
 <p>03-1401 300cc R134a Model Mount Clutch 7H15HD Direct 6gr 125mm Volt Head Sanden# 12 GSA 4731/4377</p>	 <p>03-1401S 300cc R134a Model Mount Clutch 7H15SHD Direct 6gr 125mm Volt Head Sanden# 12 GSA 4376/4079</p>	 <p>03-1402 300cc R134a Model Mount Clutch 7H15HD Ear 8gr 119mm Volt Head Sanden# 12 KG 4739</p>	 <p>03-1403 300cc R134a Model Mount Clutch 7H15HD Ear 2gr 125mm Volt Head Sanden# 12 JDA 4740,4713,4484</p>
















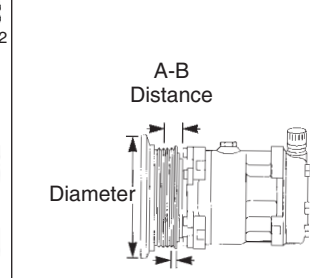
Listed in ascending order by part number (continued).

 <p>03-1403S 300cc R134a Model Mount Clutch 7H15SHD Ear 2gr 125mm Volt Head Sanden# 12 JDA 4392</p>	 <p>03-1404 300cc R134a Model Mount Clutch 7H15HD Direct 8gr 119mm Volt Head Sanden# 12 GQ 4759/4042</p>	 <p>03-1404S 300cc R134a Model Mount Clutch 7H15SHD Direct 8gr 119mm Volt Head Sanden# 12 GQ 4368/4077</p>	 <p>03-1405 300cc R134a Model Mount Clutch 7H15 Direct 6gr 125mm Volt Head Sanden# 12 GQ 4792/4040</p>
 <p>03-1405S 300cc R134a Model Mount Clutch 7H15SHDC Direct 6gr 125mm Volt Head Sanden# 12 GQ 4377/4080</p>	 <p>03-1406 300cc R134a Model Mount Clutch 7H15SHD Direct 10gr 126mm Volt Head Sanden# 12 GQ 4384</p>	 <p>03-1407 300cc R134a Model Mount Clutch 7H15SHD Direct 8gr 123mm Volt Head Sanden# 12 GSA 4398/4081</p>	<p>PACCAR</p>  <p>03-1408 300cc R134a Model Mount Clutch SHDC Direct 7gr 126mm Volt Head Sanden# 12 GSA 4379/4087</p>
 <p>SANDEN NEW ITEM</p> <p>03-1409 300cc R134a Model Mount Clutch 7H15SHDC Ear 8gr 119mm Volt Head Sanden# 12 MDA 4394</p>	 <p>03-1410 300cc R134a Model Mount Clutch 7H15SHDC Ear 6gr 125mm Volt Head Sanden# 12 GSA 4408</p>	 <p>03-1600 300cc R134a Model Mount Clutch 7H15 Ear 8gr 130mm Volt Head Sanden# 12 WV 4716/4490</p>	 <p>03-1601 300cc R134a Model Mount Clutch 7H15 Ear 8gr 130mm Volt Head Sanden# 12 KC 4700</p>
 <p>03-1602 300cc R134a Model Mount Clutch 7H15 Ear 2gr 132mm Volt Head Sanden# 12 WV 4893/4777/4717</p>	 <p>03-1603 300cc R134a Model Mount Clutch 7H15HD Direct 2gr 132mm Volt Head Sanden# 12 WV 4890/4778</p>	 <p>03-1604 300cc R134a Model Mount Clutch 7H15HD Direct 2gr 132mm Volt Head Sanden# 12 JD 4699</p>	 <p>A-B Distance Diameter Groove Width</p>

















Listed in ascending order by part number (continued).

 <p>03-1605 300cc R134a Model Mount Clutch 7H15SHD Direct 6gr 125mm Volt Head Sanden# 12 WV 4494/4757</p>	 <p>03-1605S 300cc R134a Model Mount Clutch 7H15SHDC Direct 6gr 125mm Volt Head Sanden# 12 WV 4085</p>	 <p>03-1607 300cc R134a Model Mount Clutch 7H15HD Direct 8gr 119mm Volt Head Sanden# 12 KC 4823</p>	 <p>03-1608 300cc R134a Model Mount Clutch 7H15HD Direct 8gr 130mm Volt Head Sanden# 12 WV 4892/4733</p>
 <p>03-1608S 300cc R134a Model Mount Clutch SPRHDC Direct 8gr 130mm Volt Head Sanden# 12 WV 4286</p>	 <p>03-1611 300cc R134a Model Mount Clutch 7H15HD Ear 2gr 132mm Volt Head Sanden# 12 JD 4694</p>	 <p>03-1612 270cc R134a Model Mount Clutch 7H15 Ear 8gr 130mm Volt Head Sanden# 12 KC 4659</p>	<p style="text-align: center;">SANDEN NEW ITEM</p> <p>03-1613 300cc R134a Model Mount Clutch SPRHD Direct 6gr 125mm Volt Head Sanden# 12 WH 4071</p>
<p style="text-align: center;">SANDEN NEW ITEM</p> <p>03-1614 300cc R134a Model Mount Clutch SPRHD Direct 8gr 140mm Volt Head Sanden# 12 MDA 4072</p>	 <p>03-1843 270cc R134a Model Mount Clutch 7H15 Ear 2gr 125mm Volt Head Sanden# 12 SJA 7803</p>	 <p>03-1844 240cc R134a Model Mount Clutch 7H15HD Ear 7gr 119mm Volt Head Sanden# 12 SJA 4618</p>	<p>HT-6 Replacement</p>  <p>03-1852S 135cc R134a Model Mount Clutch 7H15HD Direct 6gr 112mm Volt Head Sanden# 12 GT 90° 4261</p>
<p>HT-6 Replacement</p>  <p>03-1853S 135cc R134a Model Mount Clutch 7H15HD Direct 6gr 130mm Volt Head Sanden# 12 GT 4440</p>	 <p>03-1857 135cc R134a Model Mount Clutch SD7H15 Ear 8gr 119mm Volt Head Sanden# 12 QC 4707</p>	 <p>03-1858 135cc R134a Model Mount Clutch 7H15 Ear 2gr 125mm Volt Head Sanden# 12 QC 4708</p>	<p>Kodiak Topkick V8 / 8.1L</p>  <p>03-1859 240cc R134a Model Mount Clutch 7H15 Direct 7gr 130mm Volt Head Sanden# 12 SJA 4754/4397</p>
















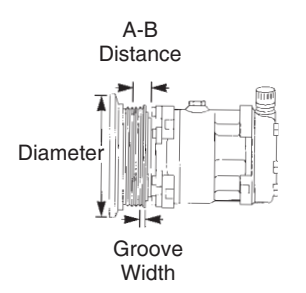
Listed in ascending order by part number (continued).

 <p>03-1869 240cc R134a Model Mount Clutch 7H15HD Direct 7gr 119mm Volt Head Sanden# 12 GT 4362/4796</p>	 <p>03-1874 74cc R134a Model Mount Clutch 7H15 Direct 8gr 120mm Volt Head Sanden# 12 4400 4465/4547</p>	 <p>03-1875 75cc R134a Model Mount Clutch 7H15 Direct 8gr 119mm Volt Head Sanden# 12 4850 4342</p>	 <p>03-1877 74cc R134a Model Mount Clutch 7H15 Direct 6gr 122mm Volt Head Sanden# 12 4809 4061</p>
 <p>03-3005 175cc R12 Model Mount Clutch 508 Ear 2gr 132mm Volt Head Sanden# 12 FG 9285</p>	 <p>03-3008 175cc R12 Model Mount Clutch SD510 Ear 2gr 132mm Volt Head Sanden# 12 FG 9694/9120</p>	 <p>03-3009 135cc R12 Model Mount Clutch 510HD Ear 2gr 132mm Volt Head Sanden# 24 FG 9674</p>	 <p>03-3010 135cc R12 Model Mount Clutch 510HD Ear 1var 158mm Volt Head Sanden# 12 C 9680/9119</p>
 <p>03-3023 135cc R12 Model Mount Clutch 510HD Ear 2gr 132mm Volt Head Sanden# 12 C 9114</p>	 <p>03-3084 175cc R12 Model Mount Clutch 508 Ear 7gr 119mm Volt Head Sanden# 12 FG 9537</p>	 <p>03-3400 100cc R134a Model Mount Clutch 5H09 Ear 2gr 125mm Volt Head Sanden# 12 FL 9056/5072</p>	 <p>03-3403 R134a Model Mount Clutch 7H15HD Ear 6gr 128mm Volt Head Sanden# 12 UK 4467</p>
 <p>03-3404 R134a Model Mount Clutch 7H15HD Ear 2gr 132mm Volt Head Sanden# 12 UK 4318</p>	 <p>03-3406 100cc R134a Model Mount Clutch 5H09HD Ear 2gr 125mm Volt Head Sanden# 12 K 5077</p>	 <p>03-3407 270cc R134a Model Mount Clutch 7H15SHD Ear 8gr 133mm Volt Head Sanden# 12 KC 4637</p>	 <p>A-B Distance Diameter Groove Width</p>

















Listed in ascending order by part number (continued).

 <p>03-3408 100cc R134a Model Mount Clutch 5H09HD Ear 2gr 125mm Volt Head Sanden# 24 FL 5073</p>	 <p>03-3410 240cc R134a Model Mount Clutch 5H14HD Ear 1var 158mm Volt Head Sanden# 12 C 6671/4511</p>	 <p>03-3411 190cc R134a Model Mount Clutch 7H15HD Ear 2gr 140mm Volt Head Sanden# 12 QC 8088</p>	 <p>FORD FF clutch 90mm 78mm 03-3414 240cc R134a Model Mount Clutch 7H15 Direct 6gr 119mm Volt Head Sanden# 12 JD 8105/4628</p>
 <p>03-3415 210cc R134a Model Mount Clutch 5H14 Ear 2gr 132mm Volt Head Sanden# 12 M 6631/4513</p>	 <p>03-3416 300cc R134a Model Mount Clutch 7H15HD Direct 2gr 132mm Volt Head Sanden# 12 JD 4780/4654 4626</p>	 <p>03-3418 300cc R134a Model Mount Clutch 7H15 Direct 8gr 119mm Volt Head Sanden# 12 KC 4667/4666</p>	 <p>03-3418S 300cc R134a Model Mount Clutch 7H15SHD Direct 8gr 119mm Volt Head Sanden# 12 KCA 4391</p>
 <p>03-3419 240cc R134a Model Mount Clutch 7H15HD Ear 2gr 132mm Volt Head Sanden# 12 CB 4525/4643</p>	 <p>03-3420 210cc R134a Model Mount Clutch 5H14HD Ear 1gr 122mm Volt Head Sanden# 12 FL 4530</p>	 <p>03-3421 240cc R12 Model Mount Clutch 510SHD Ear 1gr 138mm Volt Head Sanden# 24 QM 9684/4519</p>	 <p>03-3422 240cc R134a Model Mount Clutch 7H15HD Ear 2gr 132mm Volt Head Sanden# 12 MJA 4646</p>
 <p>03-3440 135cc R134a Model Mount Clutch 7H15HD Ear 2gr125mm Volt Head Sanden# 12 KG 4709</p>	 <p>03-3440A 200cc R134a Model Mount Clutch 7H15HD Ear 2gr 132mm Volt Head Sanden# 12 KG 4272</p>	 <p>03-3441 135cc R134a Model Mount Clutch 7H15HD Ear 8gr 119mm Volt Head Sanden# 12 CB 4710</p>	 <p>03-3444 175cc R134a Model Mount Clutch 7H15 Ear 1var 158mm Volt Head Sanden# 24 FL 4745</p>













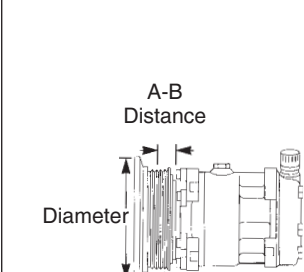
Listed in ascending order by part number (continued).

 <p>03-3468 240cc R134a Model Mount Clutch 7H15 Ear 8gr 119mm Volt Head Sanden# 12 MD 4672/7822</p>	 <p>03-3470 240cc R134a Model Mount Clutch 7H15HD Ear 2gr 132mm Volt Head Sanden# 12 JD/JDA 8104/4664/4644</p>	 <p>03-3470D 270cc R134a Model Mount Clutch SPRHD Ear 2gr 132mm Volt Head Sanden# 12 JD 4654</p>	 <p>03-3471 300cc R134a Model Mount Clutch 7H15HD Ear 7gr 119mm Volt Head Sanden# 12 JDA 4665/4645</p>
 <p>03-3480 150cc R134a Model Mount Clutch 7H15 Ear 2gr 125mm Volt Head Sanden# 12 MD 7819</p>	 <p>03-3484 175cc R134a Model Mount Clutch 5H14 Ear 7gr 119mm Volt Head Sanden# 12 FL 6629/4514</p>	 <p>03-3485 240cc R134a Model Mount Clutch 5H14HD Ear 1var 158mm Volt Head Sanden# 12 FL 6673/4515</p>	 <p>03-3486 210cc R134a Model Mount Clutch 5H14HD Ear 1var 158mm Volt Head Sanden# 24 FL 6672/4516</p>
 <p>03-3488 210cc R134a Model Mount Clutch 5H14 Ear 10gr 125mm Volt Head Sanden# 12 FL 4508</p>	 <p>03-3489 270cc R134a Model Mount Clutch 7H15HD Ear 2gr 125mm Volt Head Sanden# 24 JD 4652</p>	 <p>03-3489A 200cc R134a Model Mount Clutch 7H15HD Ear 2gr 132mm Volt Head Sanden# 24 JD 6627/4271</p>	 <p>03-3489E 200cc R134a Model Mount Clutch 7H15E Ear 2gr 125mm Volt Head Sanden# 24 JD 4093</p>
 <p>03-3490 300cc R134a Model Mount Clutch 7H15HD Ear 2gr 125mm Volt Head Sanden# 12 JD 4627</p>	 <p>03-3491 300cc R134a Model Mount Clutch 7H15SHD Ear 2gr 152mm Volt Head Sanden# 12 MD 4617</p>	 <p>03-3492 270cc R134a Model Mount Clutch 7H15SHD Ear 6gr 125mm Volt Head Sanden# 12 JD 4600</p>	 <p>A-B Distance Diameter Groove Width</p>



























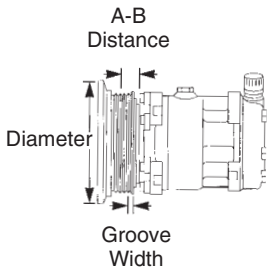
Listed in ascending order by part number (continued).

 <p>03-3496 175cc R134a Model Mount Clutch SD5H14 Ear 10gr 125mm Volt Head Sanden# 12 M 6670/4526</p>	 <p>03-3498 240cc R134a Model Mount Clutch 7H15 Direct 6gr 119mm Volt Head Sanden# 12 MD 4641</p>	 <p>03-3499 300cc R134a Model Mount Clutch 7H15SHD Ear 1gr 138.5mm Volt Head Sanden# 12 KC 4661/4480</p>	<p>AUTOCAR REFUSE TRUCK</p>  <p>03-3500 250cc R134a Model Mount Clutch 7H15HD Direct 6gr 125mm Volt Head Sanden# 12 GV 4027</p>
<p>AUTOCAR REFUSE TRUCK</p>  <p>03-3501 250cc R134a Model Mount Clutch 7H15HD Direct 8gr 119mm Volt Head Sanden# 12 GV 4028</p>	 <p>03-3503 135cc R134a Model Mount Clutch SPRHD Direct 7gr 119mm Volt Head Sanden# 12 GV 4399</p>	 <p>03-3504 300cc R134a Model Mount Clutch 7H15 Direct 8gr 119mm Volt Head Sanden# 12 KG 4404</p>	 <p>03-3505 300cc R134a Model Mount Clutch 7H15 Direct 10gr 119mm Volt Head Sanden# 12 JDA 4405</p>
 <p>03-3508 200cc R134a Model Mount Clutch 7H15 Ear 8gr 119mm Volt Head Sanden# 12 MDA 4453</p>	<p>NEW HOLLAND</p>  <p>03-3509 270cc R134a Model Mount Clutch 7H15SHD Ear 2gr 132mm Volt Head Sanden# 12 KC 4673</p>	 <p>03-3510 300cc R134a Model Mount Clutch 7H15SHD Ear 8gr 133mm Volt Head Sanden# 24 GK 4737</p>	<p>CASE #9847944</p>  <p>03-3511 270cc R134a Model Mount Clutch 7H15SHD Ear 8gr 133mm Volt Head Sanden# 12 JD 4738</p>
 <p>03-3512 300cc R134a Model Mount Clutch 7H15 Direct 6gr 125mm Volt Head Sanden# 12 KCA 4897</p>	 <p>03-3513 240cc R134a Model Mount Clutch 7H15 Ear 2gr 132mm Volt Head Sanden# 24 WZ 8045</p>	<p>VOLVO</p>  <p>03-3514 240cc R134a Model Mount Clutch 7H15 Ear 2gr 132mm Volt Head Sanden# 24 FZ 8069</p>	 <p>03-3515 240cc R134a Model Mount Clutch 7H15 Direct 8gr 132mm Volt Head Sanden# 24 WZ 8112</p>
















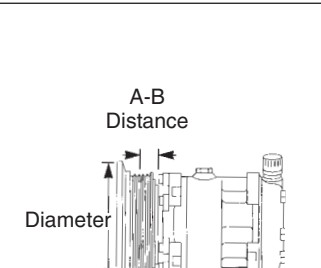
Listed in ascending order by part number (continued).

 <p>03-3530 135cc R134a Model Mount Clutch 7H13 Ear 6gr 119mm Volt Head Sanden# 12 JE 4455</p>	 <p>03-3531 175cc R134a Model Mount Clutch 7H13 Direct 1gr 125mm Volt Head Sanden# 24 WM 7344</p>	 <p>03-3532 135cc R134a Model Mount Clutch 7H13 1-B gr 146mm Volt Head Sanden# 24 WM 7351</p>	 <p>03-3533 135cc R134a Model Mount Clutch 7H13 Direct 1-B gr 146mm Volt Head Sanden# 24 WL 7360</p>
 <p>03-3534 135cc R134a Model Mount Clutch 7H13 1gr 125mm Volt Head Sanden# 24 WL 7361</p>	 <p>03-3535 135cc R134a Model Mount Clutch 7H13 8gr 119mm Volt Head Sanden# 12 KG 8901</p>	 <p>03-3537 200cc R134a Model Mount Clutch 7H13 Direct 1vg 158.7mm Volt Head Sanden# 12 HTO 8174</p>	 <p>03-3548 300cc R134a Model Mount Clutch 7H15HD Direct 7gr 126mm Volt Head Sanden# 12 GH 4388</p>
<p style="text-align: center;">SANDEN NEW ITEM</p> <p>03-3549 300cc R134a Model Mount Clutch 7H15HD Direct 8gr 119mm Volt Head Sanden# 24 4545 4592</p>	<p style="text-align: center;">SANDEN NEW ITEM</p> <p>03-3550 280cc R134a Model Mount Clutch SPRHD Direct 8gr 180mm Volt Head Sanden# 24 WV 4298</p>	 <p>03-3551 240cc R134a Model Mount Clutch 7H15SHD Ear 2gr 132mm Volt Head Sanden# 24 JE 8053</p>	 <p>03-3552 200cc R134a Model Mount Clutch 7H15HD Direct 8gr 119mm Volt Head Sanden# 24 MD 8090</p>
 <p>03-3553 200cc R134a Model Mount Clutch 7H15 Direct 4gr 112mm Volt Head Sanden# 12 QC 8147</p>	 <p>03-3554 200cc R134a Model Mount Clutch 7H15 Direct 4gr 112mm Volt Head Sanden# 12 WV 8148</p>	<p style="text-align: center;">SANDEN NEW ITEM</p> <p>03-3556 100cc R134a Model Mount Clutch 7B10 Ear (swing) 6gr 112mm Volt Head Sanden# 12 Spec1 7176</p>	 <p>A-B Distance Diameter Groove Width</p>
















Listed in ascending order by part number (continued).

 <p>SANDEN NEW ITEM</p> <p>03-3560 240cc R134a Model Mount Clutch SPRHD Direct 10gr 126mm Volt Head Sanden# 24 YE 4648</p>	 <p>SANDEN NEW ITEM</p> <p>03-3561 270cc R134a Model Mount Clutch 7H15E Direct 8gr 119mm Volt Head Sanden# 12 KF 4046</p>	 <p>03-3562 240cc R134a Model Mount Clutch 7H15SHD Ear 2gr 132mm Volt Head Sanden# 24 WZ 8152</p>	 <p>03-3565 133cc R134a Model Mount Clutch 5H11 Ear 2gr 125mm Volt Head Sanden# 12 FL 6321</p>
  <p>03-3718A 175cc R134a Model Mount Clutch 7H15HD Ear 8gr 119mm Volt Head Sanden# 24 JD 4762</p>	  <p>03-3718T 200cc R134a Model Mount Clutch 7H15HD Direct 8gr 119mm Volt Head Sanden# 24 GV 4327</p>	  <p>03-3718W 300cc R134a Model Mount Clutch 7H15SHD Direct 8gr 119mm Volt Head Sanden# 12 KC 4667</p>	  <p>03-3721 175cc R134a Model Mount Clutch 7H15HD Ear 1var 158mm Volt Head Sanden# 12 CB 4747</p>
  <p>03-3722 135cc R134a Model Mount Clutch 7H15 Ear 8gr 119mm Volt Head Sanden# 12 KG 4712</p>	  <p>03-3724 175cc R134a Model Mount Clutch 7H15HD Ear 2gr 125mm Volt Head Sanden# 24 JD 4741</p>	  <p>03-3725 175cc R134a Model Mount Clutch 7H15HD Ear 1var 158mm Volt Head Sanden# 12 JD 4746</p>	  <p>03-3726 175cc R134a Model Mount Clutch 7H15HD Ear 2gr 125mm Volt Head Sanden# 24 CB 4743</p>
  <p>03-3727 175cc R134a Model Mount Clutch 7H15HD Ear 2gr 125mm Volt Head Sanden# 24 KG 4742</p>	  <p>03-3727A 200cc R134a Model Mount Clutch 7H15HD Ear 2gr 132mm Volt Head Sanden# 24 KG 4269</p>	  <p>03-3728 175cc R134a Model Mount Clutch 7H15HD Ear 2gr 125mm Volt Head Sanden# 24 MD 4744/4521</p>	 <p>A-B Distance Diameter Groove Width</p>






























Listed in ascending order by part number (continued).

 <p>03-3729 300cc R134a Model Mount Clutch 7H15SHD Ear 1gr 138.5mm Volt Head Sanden# 24 GK 8107/4656/4604</p>	 <p>03-3730 240cc R134a Model Mount Clutch 7H15SHD Ear 2gr 152mm Volt Head Sanden# 12 MD 4609</p>	 <p>03-3731 285cc R134a Model Mount Clutch 7H15SHD Ear 2gr 152mm Volt Head Sanden# 24 MD 4611/4489</p>	 <p>03-3732 300cc R134a Model Mount Clutch 7H15SHD Ear 1gr 152mm Volt Head Sanden# 24 GK 8109/4640</p>
 <p>03-3733 300cc R134a Model Mount Clutch 7H15SHD Ear 8gr 132mm Volt Head Sanden# 24 GK 4726/4487</p>	 <p>03-3737 285cc R134a Model Mount Clutch 7H15SHD Direct 8gr 152mm Volt Head Sanden# 12 MD 4499/4768</p>	 <p>03-3738 300cc R134a Model Mount Clutch 7H15SHD Direct 8gr 132mm Volt Head Sanden# 24 GK 4769/4301</p>	 <p>ENHANCED COMPRESSOR 03-3738E 300cc R134a Model Mount Clutch 7H15E Direct 8gr 133mm Volt Head Sanden# 24 GK 4355</p>
 <p>03-3740 285cc R134a Model Mount Clutch 7H15SHD Direct 8gr 152mm Volt Head Sanden# 24 MD 4795/4300</p>	 <p>03-3741 300cc R134a Model Mount Clutch 7H15SHD Direct 8gr 133mm Volt Head Sanden# 12 KCA 4813/4498</p>	 <p>03-3747 300cc R134a Model Mount Clutch 7H15SHD Direct 8gr 152mm Volt Head Sanden# 24 GK 4840/4302</p>	 <p>03-3749 300cc R134a Model Mount Clutch 7H15SHD Ear 1gr 138mm Volt Head Sanden# 12 GK 4608</p>
 <p>03-3784 135cc R134a Model Mount Clutch 7H15HD Ear 8gr 119mm Volt Head Sanden# 12 JDAJD 8103/4711</p>	 <p>ENHANCED COMPRESSOR 03-3784E 175cc R134a Model Mount Clutch 7H15E Ear 8gr 119mm Volt Head Sanden# 12 JDAJD 4281</p>	 <p>03-3800 300cc R134a Model Mount Clutch 7H15SHD Direct 8gr 133mm Volt Head O.E.M.# 12 JD 4698</p>	 <p>A-B Distance Diameter Groove Width</p>

Listed in ascending order by part number (continued).

 <p>03-3802 300cc R134a Model Mount Clutch SD7E Ear 2gr 125mm Volt Head Sanden# 12 GV 4616</p>	 <p>03-3802T 300cc R134a Model Mount Clutch SD7E FLX Direct 2gr 125mm Volt Head Sanden# 12 GV 4401</p>	 <p>03-3803 270cc R134a Model Mount Clutch SD7E Direct 8gr 119mm Volt Head Sanden# 12 KF 4545</p>	 <p>03-3804 300cc R134a Model Mount Clutch SD7E Direct 8gr 119mm Volt Head Sanden# 12 GK 4021</p>
 <p>03-3808 300cc R134a Model Mount Clutch SD7E Ear 8gr 119mm Volt Head Sanden# 12 GV 4805</p>	 <p>03-3808T 300cc R134a Model Mount Clutch SD7E Direct 8gr 119mm Volt Head Sanden# 12 GV 4800</p>	 <p>03-3809 300cc R134a Model Mount Clutch SD7E Direct 8gr 119mm Volt Head Sanden# 12 GWA 4676</p>	 <p>03-3810 300cc R134a Model Mount Clutch SD7E FXL Direct 10gr 119mm Volt Head Sanden# 12 GV 4034</p>
 <p>03-3812 300cc R134a Model Mount Clutch SD7E FLX Direct 12gr 126mm Volt Head Sanden# 24 GV 4051</p>	<p style="text-align: center;">SANDEN NEW ITEM</p>	 <p>03-3814 300cc R134a Model Mount Clutch SD7E Direct 6gr 119mm Volt Head Sanden# 12 GWA 4382</p>	 <p>03-3815 300cc R134a Model Mount Clutch SD7E Direct 6gr 119mm Volt Head Sanden# 12 GH 4019</p>
 <p>03-3817 300cc R134a Model Mount Clutch SD7E Direct 8gr 119mm Volt Head Sanden# 12 GH 4020</p>	 <p>03-3818 300cc R134a Model Mount Clutch SD7E FLX Direct 8gr 119mm Volt Head Sanden# 24 GV 4066</p>	<p>ENHANCED COMPRESSOR</p>  <p>03-3819 300cc R134a Model Mount Clutch E-SPRHD Ear 2gr 152mm Volt Head Sanden# 24 JDA 4409</p>	 <p>03-3820 300cc R134a Model Mount Clutch 7H15SHD Direct 8gr 133mm Volt Head Sanden# 12 KCA 4806</p>

Listed in ascending order by part number (continued).

<p>ENHANCED COMPRESSOR</p>  <p>T2D</p> <div style="text-align: center;">  <p>SANDEN</p> <p>NEW ITEM</p> </div> <table border="1"> <tr> <td>03-3821</td> <td>300cc</td> <td>R134a</td> </tr> <tr> <td>Model</td> <td>Mount</td> <td>Clutch</td> </tr> <tr> <td>7H15E</td> <td>Direct</td> <td>1gr 138mm</td> </tr> <tr> <td>Volt</td> <td>Head</td> <td>Sanden#</td> </tr> <tr> <td>24</td> <td>MD</td> <td>4402</td> </tr> </table>	03-3821	300cc	R134a	Model	Mount	Clutch	7H15E	Direct	1gr 138mm	Volt	Head	Sanden#	24	MD	4402	 <p>T3D, J1</p>  <table border="1"> <tr> <td>03-3822</td> <td>300cc</td> <td>R134a</td> </tr> <tr> <td>Model</td> <td>Mount</td> <td>Clutch</td> </tr> <tr> <td>SD7E FLX</td> <td>Direct</td> <td>2gr 125mm</td> </tr> <tr> <td>Volt</td> <td>Head</td> <td>Sanden#</td> </tr> <tr> <td>24</td> <td>GV</td> <td>4052</td> </tr> </table>	03-3822	300cc	R134a	Model	Mount	Clutch	SD7E FLX	Direct	2gr 125mm	Volt	Head	Sanden#	24	GV	4052	 <p>T3D, J2</p>  <table border="1"> <tr> <td>03-3823</td> <td>135cc</td> <td>R134a</td> </tr> <tr> <td>Model</td> <td>Mount</td> <td>Clutch</td> </tr> <tr> <td>SD7H15</td> <td>Ear</td> <td>2gr 152mm</td> </tr> <tr> <td>Volt</td> <td>Head</td> <td>Sanden#</td> </tr> <tr> <td>12</td> <td>GV</td> <td>4308</td> </tr> </table>	03-3823	135cc	R134a	Model	Mount	Clutch	SD7H15	Ear	2gr 152mm	Volt	Head	Sanden#	12	GV	4308	 <p>T1</p>  <table border="1"> <tr> <td>03-3824</td> <td>100cc</td> <td>R134a</td> </tr> <tr> <td>Model</td> <td>Mount</td> <td>Clutch</td> </tr> <tr> <td>7B10</td> <td>Ear(swing)</td> <td>2gr 115mm</td> </tr> <tr> <td>Volt</td> <td>Head</td> <td>Sanden#</td> </tr> <tr> <td>12</td> <td>Spec'l</td> <td>7170</td> </tr> </table>	03-3824	100cc	R134a	Model	Mount	Clutch	7B10	Ear(swing)	2gr 115mm	Volt	Head	Sanden#	12	Spec'l	7170
03-3821	300cc	R134a																																																													
Model	Mount	Clutch																																																													
7H15E	Direct	1gr 138mm																																																													
Volt	Head	Sanden#																																																													
24	MD	4402																																																													
03-3822	300cc	R134a																																																													
Model	Mount	Clutch																																																													
SD7E FLX	Direct	2gr 125mm																																																													
Volt	Head	Sanden#																																																													
24	GV	4052																																																													
03-3823	135cc	R134a																																																													
Model	Mount	Clutch																																																													
SD7H15	Ear	2gr 152mm																																																													
Volt	Head	Sanden#																																																													
12	GV	4308																																																													
03-3824	100cc	R134a																																																													
Model	Mount	Clutch																																																													
7B10	Ear(swing)	2gr 115mm																																																													
Volt	Head	Sanden#																																																													
12	Spec'l	7170																																																													
 <p>T3D</p>  <table border="1"> <tr> <td>03-3825</td> <td>300cc</td> <td>R134a</td> </tr> <tr> <td>Model</td> <td>Mount</td> <td>Clutch</td> </tr> <tr> <td>7H15</td> <td>Direct</td> <td>12gr 126mm</td> </tr> <tr> <td>Volt</td> <td>Head</td> <td>Sanden#</td> </tr> <tr> <td>12</td> <td>JDA</td> <td>4070</td> </tr> </table>	03-3825	300cc	R134a	Model	Mount	Clutch	7H15	Direct	12gr 126mm	Volt	Head	Sanden#	12	JDA	4070	 <p>T1</p>  <table border="1"> <tr> <td>03-3826</td> <td></td> <td>R134a</td> </tr> <tr> <td>Model</td> <td>Mount</td> <td>Clutch</td> </tr> <tr> <td>7H13</td> <td></td> <td>1gr</td> </tr> <tr> <td>Volt</td> <td>Head</td> <td>Sanden#</td> </tr> <tr> <td>24</td> <td>WL</td> <td>8944</td> </tr> </table>	03-3826		R134a	Model	Mount	Clutch	7H13		1gr	Volt	Head	Sanden#	24	WL	8944	 <p>T7</p>  <table border="1"> <tr> <td>03-3827</td> <td>300cc</td> <td>R134a</td> </tr> <tr> <td>Model</td> <td>Mount</td> <td>Clutch</td> </tr> <tr> <td>7H15E</td> <td>Direct</td> <td>8gr 152mm</td> </tr> <tr> <td>Volt</td> <td>Head</td> <td>Sanden#</td> </tr> <tr> <td>12</td> <td>4095</td> <td>4283</td> </tr> </table>	03-3827	300cc	R134a	Model	Mount	Clutch	7H15E	Direct	8gr 152mm	Volt	Head	Sanden#	12	4095	4283	 <p>T7</p>  <table border="1"> <tr> <td>03-3828</td> <td>180cc</td> <td>R134a</td> </tr> <tr> <td>Model</td> <td>Mount</td> <td>Clutch</td> </tr> <tr> <td>7H15E</td> <td>Direct</td> <td>8gr 130mm</td> </tr> <tr> <td>Volt</td> <td>Head</td> <td>Sanden#</td> </tr> <tr> <td>24</td> <td>4095</td> <td>4291</td> </tr> </table>	03-3828	180cc	R134a	Model	Mount	Clutch	7H15E	Direct	8gr 130mm	Volt	Head	Sanden#	24	4095	4291
03-3825	300cc	R134a																																																													
Model	Mount	Clutch																																																													
7H15	Direct	12gr 126mm																																																													
Volt	Head	Sanden#																																																													
12	JDA	4070																																																													
03-3826		R134a																																																													
Model	Mount	Clutch																																																													
7H13		1gr																																																													
Volt	Head	Sanden#																																																													
24	WL	8944																																																													
03-3827	300cc	R134a																																																													
Model	Mount	Clutch																																																													
7H15E	Direct	8gr 152mm																																																													
Volt	Head	Sanden#																																																													
12	4095	4283																																																													
03-3828	180cc	R134a																																																													
Model	Mount	Clutch																																																													
7H15E	Direct	8gr 130mm																																																													
Volt	Head	Sanden#																																																													
24	4095	4291																																																													
 <p>T12</p> <div style="text-align: center;">  <p>SANDEN</p> <p>NEW ITEM</p> </div> <table border="1"> <tr> <td>03-3829</td> <td>300cc</td> <td>R134a</td> </tr> <tr> <td>Model</td> <td>Mount</td> <td>Clutch</td> </tr> <tr> <td>7H15E</td> <td>Direct</td> <td>1-A gr 126mm</td> </tr> <tr> <td>Volt</td> <td>Head</td> <td>Sanden#</td> </tr> <tr> <td>24</td> <td>KF</td> <td>4580</td> </tr> </table>	03-3829	300cc	R134a	Model	Mount	Clutch	7H15E	Direct	1-A gr 126mm	Volt	Head	Sanden#	24	KF	4580	 <p>T16D</p> <div style="text-align: center;">  <p>SANDEN</p> <p>NEW ITEM</p> </div> <table border="1"> <tr> <td>03-3830</td> <td>175cc</td> <td>R134a</td> </tr> <tr> <td>Model</td> <td>Mount</td> <td>Clutch</td> </tr> <tr> <td>SPRHD</td> <td>Direct</td> <td>8gr 130mm</td> </tr> <tr> <td>Volt</td> <td>Head</td> <td>Sanden#</td> </tr> <tr> <td>24</td> <td>WV</td> <td>4026</td> </tr> </table>	03-3830	175cc	R134a	Model	Mount	Clutch	SPRHD	Direct	8gr 130mm	Volt	Head	Sanden#	24	WV	4026	 <p>T16D</p> <div style="text-align: center;">  <p>SANDEN</p> <p>NEW ITEM</p> </div> <table border="1"> <tr> <td>03-3831</td> <td>175cc</td> <td>R134a</td> </tr> <tr> <td>Model</td> <td>Mount</td> <td>Clutch</td> </tr> <tr> <td>SPRHD</td> <td>Direct</td> <td>8gr 149mm</td> </tr> <tr> <td>Volt</td> <td>Head</td> <td>Sanden#</td> </tr> <tr> <td>24</td> <td>SQ</td> <td>4029</td> </tr> </table>	03-3831	175cc	R134a	Model	Mount	Clutch	SPRHD	Direct	8gr 149mm	Volt	Head	Sanden#	24	SQ	4029	 <p>T1</p>  <table border="1"> <tr> <td>03-3832</td> <td>210cc</td> <td>R12</td> </tr> <tr> <td>Model</td> <td>Mount</td> <td>Clutch</td> </tr> <tr> <td>5H14HD</td> <td>Ear</td> <td>1gr 152mm</td> </tr> <tr> <td>Volt</td> <td>Head</td> <td>Sanden#</td> </tr> <tr> <td>12</td> <td>FL</td> <td>6681</td> </tr> </table>	03-3832	210cc	R12	Model	Mount	Clutch	5H14HD	Ear	1gr 152mm	Volt	Head	Sanden#	12	FL	6681
03-3829	300cc	R134a																																																													
Model	Mount	Clutch																																																													
7H15E	Direct	1-A gr 126mm																																																													
Volt	Head	Sanden#																																																													
24	KF	4580																																																													
03-3830	175cc	R134a																																																													
Model	Mount	Clutch																																																													
SPRHD	Direct	8gr 130mm																																																													
Volt	Head	Sanden#																																																													
24	WV	4026																																																													
03-3831	175cc	R134a																																																													
Model	Mount	Clutch																																																													
SPRHD	Direct	8gr 149mm																																																													
Volt	Head	Sanden#																																																													
24	SQ	4029																																																													
03-3832	210cc	R12																																																													
Model	Mount	Clutch																																																													
5H14HD	Ear	1gr 152mm																																																													
Volt	Head	Sanden#																																																													
12	FL	6681																																																													
 <p>T4</p>  <table border="1"> <tr> <td>03-3833</td> <td>135cc</td> <td>R134a</td> </tr> <tr> <td>Model</td> <td>Mount</td> <td>Clutch</td> </tr> <tr> <td>7H15SHD</td> <td>Direct</td> <td>8gr 119mm</td> </tr> <tr> <td>Volt</td> <td>Head</td> <td>Sanden#</td> </tr> <tr> <td>24</td> <td>MD</td> <td>8144</td> </tr> </table>	03-3833	135cc	R134a	Model	Mount	Clutch	7H15SHD	Direct	8gr 119mm	Volt	Head	Sanden#	24	MD	8144	 <p>T4</p>  <table border="1"> <tr> <td>03-3834</td> <td>300cc</td> <td>R134a</td> </tr> <tr> <td>Model</td> <td>Mount</td> <td>Clutch</td> </tr> <tr> <td>7H15</td> <td>Direct</td> <td>2gr 132mm</td> </tr> <tr> <td>Volt</td> <td>Head</td> <td>Sanden#</td> </tr> <tr> <td>24</td> <td>JD</td> <td>4325</td> </tr> </table>	03-3834	300cc	R134a	Model	Mount	Clutch	7H15	Direct	2gr 132mm	Volt	Head	Sanden#	24	JD	4325	<p>Pressure Relief Valves (Also see Pressure Relief Valve Section)</p> <p>03-8014 3/8"-24 (R12 & R134a) Universal</p> <p>03-8017 3/8"-24 Compressor Pop-Off Valve for Sanden - Bleeds off at 500-600 p.s.i.</p> <p>03-8017A 3/8"-24 Sanden New Style Aluminum Low Profile w/HNBR O-ring.</p> 																															
03-3833	135cc	R134a																																																													
Model	Mount	Clutch																																																													
7H15SHD	Direct	8gr 119mm																																																													
Volt	Head	Sanden#																																																													
24	MD	8144																																																													
03-3834	300cc	R134a																																																													
Model	Mount	Clutch																																																													
7H15	Direct	2gr 132mm																																																													
Volt	Head	Sanden#																																																													
24	JD	4325																																																													

IMPORTANT: FLX7 Compressors are equipped with a GV style rear pad head - MANIFOLD REQUIRED.



1 GROOVE - EAR MOUNT

Diameter	Volt	Part No.
138mm/5.50"	12v	03-3707
138mm/5.50"	24v	03-3713
158mm/6.25" VG	12v	03-3704
158mm/6.25" VG	24v	03-3714

VG = Varialbe Groove



2 GROOVE - EAR MOUNT

Diameter	Volt	Part No.
125mm/4.9"	12v	03-3702 *1
125mm/4.9"	24v	03-3712 *5
132mm/5.25"	12v	03-3709
132mm/5.25"	24v	03-3719
152mm/6.0"	24v	03-3717



2 GROOVE - DIRECT MOUNT

Diameter	Volt	Part No.
125mm/4.9"	12v	03-3702T *2



8 GROOVE - EAR MOUNT

Diameter	Volt	Part No.
119mm/4.6"	12v	03-3708 *3
119mm/4.6"	24v	03-3718
119mm/4.6"	12v	03-3708D (CAT type)



8 & 10 GROOVE - DIRECT MOUNT

Diameter	Groove	Volt	Part No.
119mm/4.6"	8 gr	12v	03-3708T *4
119mm/4.6"	8 gr	24v	03-3718T
119mm/4.6"	10 gr	12v	03-3810 (Enhanced)



10 GROOVE - EAR MOUNT

Diameter	Volt	Part No.
125mm/4.9"	12v	03-3706
125mm/4.9"	24v	03-3716

- *1Can substitute **03-3802** Enhanced Version
- *2Can substitute **03-3802T** Enhanced Version
- *3Can substitute **03-3808** Enhanced Version
- *4Can substitute **03-3808T** Enhanced Version

- *5Can substitute **03-3489E** Enhanced Version

- All FLX7 have 200cc oil
- All have T3D, J1 wire end (see "Connectors" chart on page 268)

MANIFOLD - REQUIRED (choose correct style for above compressors)

Made from forged steel.



03-6511
Vertical 3/4" x 7/8"



03-6512
Horizontal 3/4" x 7/8"



03-6513
Vertical 1"-14 Tube-O



03-6514
Horizontal 1"-14 Tube-O



03-6516
Vertical Flare

LEAD WIRE



03-6550
Clutch Lead Wire
Use when replacing clutch with 2 wires.

Compressor with Clutch
+ Plus Manifold
= Compressor Assembly



FLX7
GV Style Rear Pad Head
(uses #16-4224 o-rings)

TIPS FOR SANDEN FLX7 COMPRESSORS

1. FLX7 compressors can be used to replace most R12 and R134a Sanden and Seltec type models, due to their design which incorporates a pad style head using a bolt-on manifold. In some cases the manifold is not required (where the OE compressor is a pad style). The FLX7 compressor is available in 7 different clutch styles, in both 12 & 24 volt. Although the FLX7 is supplied with a single wire coil connection, a FLX wiring harness (03-6550) is available to convert the compressor to a double wire style.
2. If an application requires such, the FLX7 can be rotated 90 degrees left or right to properly “clock” the QV pad on the rear head (ear mount only). Just remember the oil plug must not be facing downward after it is rotated to its final position.
3. The FLX7 will outperform the SD508, SD510, and SD5H14 Sanden models, as well as Seltec models TM15 and TM16.
4. The overall length of the FLX7 compressor with an attached manifold may be longer than the OE compressor it will replace, especially if the original has a one piece aluminum rear head (non manifold type). In most cases the additional length will not present a problem. For extremely tight fit applications, check length before ordering.

Description:

FLX7 with Vertical Manifold 10-3/16” (overall length incl. clutch & manifold)
 FLX7 with Horizontal Manifold 10-1/2” (overall length incl. clutch & manifold)

SUBSTITUTION CHART (NOT A DIRECT INTERCHANGE)

Sanden original equipment compressors interchange to FLX7 plus hose port manifolds

SANDEN Original No.	PART# “FLX7”	+	MANIFOLD Number	SANDEN Original No.	PART# “FLX7”	+	MANIFOLD Number	SANDEN Original No.	PART# “FLX7”	+	MANIFOLD Number
4428	03-3702T	plus	03-6512	4638	03-3708	plus	03-6514	4762	03-3708D	plus	03-6511
4506	03-3719	plus	03-6511	4641	03-3708T	plus	03-6514	4763	03-3708D	plus	03-6513
4507	03-3719	plus	03-6511	4643	03-3709	plus	03-6513	4764	03-3708D	plus	03-6514
4508	03-3706	plus	03-6511	4646	03-3709	plus	03-6514	4765	03-3708D	plus	03-6512
4509	03-3709	plus	03-6511	4647	03-3709	plus	03-6511	4779	03-3702	plus	03-6511
4510	03-3709	plus	03-6511	4652	03-3712	plus	03-6511	6629	03-3708	plus	03-6511
4511	03-3704	plus	03-6513	4656	03-3713	—		6630	03-3709	plus	03-6512
4513	03-3709	plus	03-6514	4657	03-3707	—		6631	03-3709	plus	03-6514
4514	03-3708	plus	03-6511	4663	03-3702	plus	03-6511	6632	03-3719	plus	03-6514
4515	03-3704	plus	03-6511	4664	03-3709	plus	03-6511	6634	03-3719	plus	03-6512
4516	03-3714	plus	03-6511	4665	03-3708	plus	03-6511	6642	03-3709	plus	03-6513
4521	03-3719	plus	03-6514	4666	03-3708T	plus	03-6512	6664	03-3709	plus	03-6511
4522	03-3708	plus	03-6514	4706	03-3702	plus	03-6513	6665	03-3719	plus	03-6511
4523	03-3708	plus	03-6514	4707	03-3708	—		6667	03-3719	plus	03-6513
4525	03-3709	plus	03-6513	4708	03-3702	—		6670	03-3706	plus	03-6512
4526	03-3706	plus	03-6512	4709	03-3702	plus	03-6512	6671	03-3704	plus	03-6513
4527	03-3719	plus	03-6513	4710	03-3708	plus	03-6513	6672	03-3714	plus	03-6511
4529	03-3709	plus	03-6513	4711	03-3708	plus	03-6511	6675	03-3708	plus	03-6514
4532	03-3717	plus	03-6511	4712	03-3708	plus	03-6512	6676	03-3709	plus	03-6512
4536	03-3709	plus	03-6512	4741	03-3712	plus	03-6511	7819	03-3702	plus	03-6514
4537	03-3719	plus	03-6512	4742	03-3712	plus	03-6512	7822	03-3708	plus	03-6514
4604	03-3713	—		4743	03-3712	plus	03-6513	8103	03-3708	plus	03-6511
4608	03-3707	—		4744	03-3712	plus	03-6514	8104	03-3709	plus	03-6511
4626	03-3702T	plus	03-6511	4745	03-3714	plus	03-6511				
4627	03-3702	plus	03-6511	4746	03-3704	plus	03-6511				
4637	03-3718	plus	03-6512	4747	03-3704	plus	03-6513				

- Reduced Part Numbers
- Reduced Inventory Costs
- Expanded Product Configurations

FLX7 UNIVERSAL SANDEN SD7H15 COMPRESSOR SUBSTITUTION CHART (for Sanden Compressors)

Comp. Part No.	Oil Type	Can Sub Univ. Compressor	+ Manifold Required	Oil Type	Notes	Comp. Part No.	Oil Type	Can Sub Univ. Compressor	+ Manifold Required	Oil Type	Notes
03-1832	Mineral	03-3702	None	PAG	1, 2	03-3471	PAG	03-3708	plus 03-6511	PAG	
03-1857	Mineral	03-3708	None	PAG	1	03-3480	PAG	03-3702	plus 03-6514	PAG	
03-1858	Mineral	03-3702	None	PAG	1, 2	03-3484	PAG	03-3708	plus 03-6511	PAG	
03-3005	Mineral	03-3702	plus 03-6511	PAG	1, 2	03-3485	PAG	03-3704	plus 03-6511	PAG	
03-3008	Mineral	03-3702	plus 03-6511	PAG	1, 2	03-3486	PAG	03-3714	plus 03-6511	PAG	
03-3009	Mineral	03-3712	plus 03-6511	PAG	1	03-3487	PAG	03-3702	plus 03-6511	PAG	2
03-3010	Mineral	03-3704	plus 03-6513	PAG	1	03-3489	PAG	03-3712	plus 03-6511	PAG	
03-3017	Mineral	03-3702	plus 03-6513	PAG	1, 2	03-3490	PAG	03-3702	plus 03-6511	PAG	
03-3019	Mineral	03-3702	plus 03-6513	PAG	1	03-3491	PAG	03-3702	plus 03-6514	PAG	2
03-3023	Mineral	03-3702	plus 03-6513	PAG	1, 2	03-3492	PAG	03-3708	plus 03-6511	PAG	
03-3070	Mineral	03-3702	plus 03-6511	PAG	1	03-3494	PAG	03-3708	plus 03-6514	PAG	
03-3071	Mineral	03-3708	plus 03-6511	PAG	1	03-3495	PAG	03-3702	plus 03-6513	PAG	2
03-3080	Mineral	03-3702	plus 03-6514	PAG	1	03-3498	PAG	03-3708	plus 03-6514	PAG	
03-3084	Mineral	03-3708	plus 03-6511	PAG	1	03-3721	PAG	03-3704	plus 03-6513	PAG	
03-3405	PAG	03-3702	plus 03-6511	PAG	2	03-3722	PAG	03-3708	plus 03-6512	PAG	
03-3407	PAG	03-3708	plus 03-6514	PAG		03-3723	PAG	03-3702	plus 03-6513	PAG	2
03-3410	PAG	03-3704	plus 03-6513	PAG		03-3724	PAG	03-3712	plus 03-6511	PAG	
03-3415	PAG	03-3702	plus 03-6514	PAG	2	03-3725	PAG	03-3704	plus 03-6511	PAG	
03-3419	PAG	03-3702	plus 03-6513	PAG		03-3726	PAG	03-3712	plus 03-6513	PAG	2
03-3420	PAG	03-3701	plus 03-6511	PAG		03-3727	PAG	03-3712	plus 03-6512	PAG	2
03-3422	PAG	03-3702	plus 03-6514	PAG	2	03-3728	PAG	03-3712	plus 03-6514	PAG	2
03-3435	PAG	03-3712	plus 03-6514	PAG	2	03-3784	PAG	03-3708	plus 03-6511	PAG	
03-3440	PAG	03-3702	plus 03-6512	PAG							
03-3441	PAG	03-3708	plus 03-6513	PAG							
03-3444	PAG	03-3714	plus 03-6513	PAG							
03-3468	PAG	03-3708	plus 03-6514	PAG							
03-3470	PAG	03-3702	plus 03-6511	PAG	2						

Notes: 1 If used with R12 systems, change oil.
2 Replacement compressor has different dia. clutch; Check specifications before ordering.

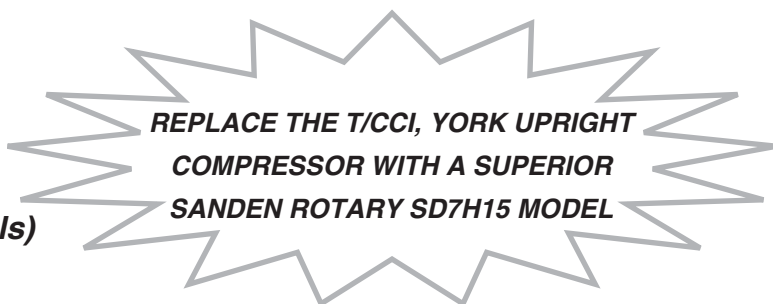
FLX7 UNIVERSAL SANDEN SD7H15 COMPRESSOR SUBSTITUTION CHART (for Seltec/TAMA,DKS)

Comp. Part No.	Oil Type	Can Sub Univ. Compressor	Manifold Required	Oil Type	Notes	Comp. Part No.	Oil Type	Can Sub Univ. Compressor	Manifold Required	Oil Type	Notes
03-3536F	Mineral	03-3702	03-6511	PAG	1, 2	03-3676	PAG	03-3708	03-6513	PAG	
03-3539	Mineral	03-3702	03-6511	PAG	1, 2	03-3678	PAG	03-3704	03-6513	PAG	
03-3542F	Mineral	03-3712	03-6511	PAG	1, 2	03-3679	PAG	03-3708	03-6514	PAG	
03-3544	Mineral	03-3714	03-6511	PAG	1	03-3736	PAG	03-3702	03-6511	PAG	4
03-3545F	Mineral	03-3701	03-6511	PAG	1	03-3739	PAG	03-3702	03-6511	PAG	2, 4
03-3554F	Mineral	03-3708	03-6511	PAG	1	03-3742	PAG	03-3712	03-6511	PAG	4
03-3555F	Mineral	03-3704	03-6511	PAG	1	03-3744	PAG	03-3714	03-6511	PAG	2
03-3556F	Mineral	03-3702	03-6511	PAG	1, 4	03-3745	PAG	03-3701	03-6511	PAG	
03-3559	Mineral	03-3702	03-6511	PAG	1, 4	03-3746	PAG	03-3702	03-6512	PAG	4
03-3564	Mineral	03-3708	03-6511	PAG	1	03-3755	PAG	03-3704	03-6511	PAG	
03-3636	PAG	03-3702	03-6511	PAG	4	03-3764	PAG	03-3708	03-6511	PAG	2
03-3639	PAG	03-3702	03-6511	PAG	2, 4	03-3776	PAG	03-3708	03-6513	PAG	
03-3642	PAG	03-3712 or 03-3715	03-6511	PAG	4	03-3778	PAG	03-3704	03-6513	PAG	
03-3644	PAG	03-3714	03-6511	PAG	2	03-3846	Mineral	03-3702	03-6512	PAG	1, 4
03-3645	PAG	03-3701	03-6511	PAG		03-3873	Mineral	03-3708	03-6512	PAG	1
03-3646	PAG	03-3702	03-6512	PAG	4	03-3874	Mineral	03-3708	03-6512	PAG	1
03-3654	PAG	03-3708	03-6511	PAG		03-3876	Mineral	03-3708	03-6513	PAG	1
03-3655	PAG	03-3704	03-6511	PAG		03-3878	Mineral	03-3704	03-6513	PAG	1
03-3656	PAG	03-3702	03-6511	PAG	3, 4	03-3879	Mineral	03-3704	03-6514	PAG	1
03-3659	PAG	03-3702	03-6511	PAG	3, 4						
03-3664	PAG	03-3708	03-6511	PAG	2						
03-3672	PAG	03-3704	03-6511	PAG							
03-3673	PAG	03-3708	03-6512	PAG							
03-3674	PAG	03-3708	03-6512	PAG							

Notes: 1 If used with R12 systems, change oil.
2 Replaces monolithic aluminum head.
3 Reuse coil wire connector.
4 Replacement compressor has different dia. clutch; Check specifications before ordering.

SANDEN REPLACEMENT KIT - T/CCI (YORK STYLE) TO SANDEN

- **Longer Life**
- **Colder Duct Temperature**
- **Eliminate Shaft Seal Leaks**
- **Improved Performance and Quality**
- **Less Vibration (Det-60 Series Models)**



COMPLETE KITS

Kits Below Include Everything Needed for an Easy Installation!

REPLACEMENT CHART - from T/CCI (York Style) to SANDEN Compressor

Note: use short body if used on vehicles with tight quarters or clearance issues in rear.

Original OE T/CCI Style Assy (1)	Clutch Grooves	SD7 Repl Assy (short body) A	SD7 Repl Assy FLX7 B	SD7-Relocation Assy Detroit Series 60 only C
03-3035E (Rotolock)	1	03-3337S w/08-3076	03-3337SF w/08-3076	
03-3337E (Tube-O)	1	03-3337S	03-3337SF	
03-3002E w/02-3004 (Tube-O)	1	03-3340S	N/A	
03-3002E w/02-3005 (Tube-O)	1	N/A	03-3342SF	
03-3002E w/02-3007 (Tube-O)	1	03-3341S	03-3341SF	
03-3002E w/02-3008 (Tube-O)	1	03-3341S	03-3341SF	
03-3002E w/02-3023 (Tube-O)	1	03-3345S	N/A	
03-3032E (Rotolock)	2 - 1W	03-3033E w/08-3076	03-3333SF w/08-3076	
03-3033E (Tube-O)	2 - 1W	03-3033S	03-3333SF	03-3333SRK
03-3002E w/02-3052 (24v) (Tube-O)	2 - 1W	03-3344S	03-3344SF	
03-3203E (Seal Mount)	2 - 1W	N/A	N/A	
03-3333E (Tube-O)	2 - 2W	03-3333S	03-3333SF	03-3333SRK
03-3034E (Tube-O)	6 - 2W	03-3034S	03-3034SF	
03-3201E (Seal Mount)	6 - 2W	N/A	N/A	
03-3339E (Tube-O)	6 - 1W	03-3034S	03-3034SF	
03-3202E (Seal Mount)	6-FF - 2W	N/A	N/A	
03-3336E (Tube-O)	6-FF - 2W	03-3336S	03-3336SF	
03-3204E (Seal Mount)	8 - 2W	N/A	N/A	
03-3334E (Tube-O)	8 - 2W	03-3334S	03-3334SF	03-3334SRK
03-3338E (Tube-O)	8 - 1W	03-3334S	03-3334SF	03-3334SRK

(1) See page 246 for style to be replaced.

<p>A</p> <p>SD7 Repl Assy (short body) "S" Type for application with little space behind compressor.</p>	<p>B</p> <p>SD7 Repl Assy (FLX7) "SF" Type for application with adequate space behind compressor.</p>	<p>C</p> <p>Series "60" (Detroit Series 60 conversion) "SRK" Type - bolts to passenger side of engine. (Discard OE brackets)</p>
----------------------------------------------------------------------------------------------------------------------------	-------------------------------------------------------------------------------------------------------------------------	----------------------------------------------------------------------------------------------------------------------------------------------------

SANDEN CONVERSION REPLACEMENT PARTS T/CCI (YORK STYLE) TO SANDEN

(for COMPLETE COMPRESSOR KITS - see previous page)


T/CCI (York Style) to SANDEN CONVERSION PARTS

SHORT BODY ONLY ("S"-CONVERSION) TUBE-O MANIFOLDS (supplied with hardware)

Part No.	Description
03-6517L	LH Suction Manifold used on Short body conversion
03-6517R	RH Suction Manifold used on Short body conversion

Note: Rotolock type heads also require #08-3076 adapters.

SHORT BODY MANIFOLDS (TUBE-O)



SHORT and FLX BODY BRACKET KITS (supplied with hardware)

Part No.	Description	For Compressor w/ Clutch type	Illust. #
03-4030	Detroit Series 60 SRK Relocation Kit	2 grv only w/passenger side mtg only	2
03-4031	T/CCI to Sanden Brackets	all 1 grv (exc. below)	1
03-4032	T/CCI to Sanden Brackets	all 2 grv, and 1 grv #02-3007, #02-3008	1
03-4033	T/CCI to Sanden Brackets	1 grv #02-3004	1
03-4036	T/CCI to Sanden Brackets	6 grv	1
03-4036F	T/CCI to Sanden Brackets	6-FF grv	1
03-4038	wT/CCI to Sanden Brackets	all 8 grv	1


1 SANDWICH BRACKETS For "S" and "SF" Conversions

These mount onto original T/CCI engine brackets.



2 BRACKETS For "SRK" Conversion

Relocates OE brackets to passenger side of engine. (only for Det-60 Series engines)



Bracket Kits - supplied with a pair of brackets and hardware.

1. Determine number of grooves of original T/CCI clutch.
2. See previous page for OE compressor and clutch identification.
3. Replace with same PNO but add suffix (ie. replace #03-3333E with #03-3333S or #03333SF).